

AccessArt's Prompt Cards for Making

[<< Back to AccessArt & Saatchi Learning <<](#)

The AccessArt Making Prompt Cards are a great way to inspire making in children, teenagers or adults. They provide just enough inspiration to kick start creative thinking and enable an exploration of materials and intention.



Make something which has a
“seed” from which grows a root
and shoot.

www.accessart.org.uk

Notes for Teachers

- This activity is suitable for all ages of

children and teenagers (and adults).

- You can use the activity as a standalone session (1 hr) or extend and develop work over a series of sessions.
- See other resources in the "[AccessArt & Saatchi Learning](#)" series to extend your exploration of contemporary sculpture.
- [Download the AccessArt Making Prompts PDF](#)

To Begin...

	Please log in here to access full content.	
Username	<input type="text"/>	
Password	<input type="password"/>	
	<input type="button" value="Login"/>	<input checked="" type="checkbox"/> Remember me
	Forgot Password	

To access all content, I would like to join as...

An Individual



Creative practitioners, educators, teachers, parents, learners...

[From £3.50](#)

An Organisation...



Schools, Colleges, Arts Organisations: Single and Multi-Users
From £42

AccessArt is a UK Charity and we believe everyone has the right to be creative. AccessArt provides inspiration to help us all reach our creative potential.

You Might Also Like...

Pathway: Music and art



[This is featured in the 'Music and Art' pathway](#)

Pathway: Playful Making



[This resource is features in the 'Playful Making' pathway](#)

Manipulating Paper



Cardboard Sculptures



The Chair and Me



Touch Wood


What We Like About This Resource...

“You can get a real sense of the environment in this post and how this could provide so much inspiration for creative projects. We are aware there the challenges to exploring the outdoors when many schools are in towns and cities. A way around this could be to have a regular collection of natural objects within the classroom and using them as a stimulus to respond creatively in sketchbooks or in extended projects” – *Andrea, AccessArt*

You Might Also Like...



[Woodland Exploration](#)



[A Passion for Woodworking](#)



[Visual Arts PLanning: Tees, Forest and Landscapes](#)

Working with Dogwood

What We Like About This Resource...

“It’s lovely to see a resource that centres on a particular material and the scope it offers. I particularly like how the dogwood is used here to make wooden beads. This idea could be developed further by looking at how wood has been used to make jewelry throughout history and within many different cultures.” – *Rachel, AccessArt.*


You Might Also Like...



[A Passion for Woodworking](#)



[Woodland Exploration](#)



Visual Arts Planning: Trees, Forests and Landscape

Withy Butterflies

Art educator Anne-Louise Quinton shares a workshop for making a flock of large, withy butterflies, creating a colourful and dramatic artwork.

Sculptures with Personality, Inspired by Anglo Saxon Houses

This resource shares a 3 hour session with Year 6 children from Barton Church of England Primary School. Children were studying the Anglo Saxons and we thought it would be a good opportunity to explore making skills.

Led by Paula Briggs, children to “make sculptures inspired by” an Anglo Saxon Village.

Making Giant Withie Lanterns

With 'festivals of lights' in November and December, teenagers at AccessArt's Experimental Drawing class had a fun time constructing giant lanterns out of withies and wet-strength tissue paper.

Perseverance, Determination and Inventiveness: Building Nests

Year 4 pupils from Comberton Village College and Cambourne Village College feeder schools met for a Gifted and Talented Sculpture Masterclass led by AccessArt at Bourn Primary Academy. The session centred around an exploration of the materials and construction methods we might use to build inventive, sculptural nests.

Making a Scarecrow Out of Moss

Constructed Space by Anne Harild

Nest

See This Resource Used in Schools...








You May Also Like...

**Pathway: Sculpture, Structure,
Inventiveness & determination**



[This is featured in the 'Sculpture, Structure, Inventiveness & Determination' pathway](#)

Talking Points: What can we learn from birds



Drawing source material: nests



Year 4 Sculpture Project (ages 8 and 9)

How does the Sculpture Balance?

Construction-based sculpture project inspired by Ben Nicholson's paintings. Encourages children to take more risks by asking them to through their sculptures "off balance".

[Full AccessArt Members Only](#)

Colour Composition and Ben Nicholson

One hour session in which primary age children made simple coloured elements through which to explore composition. [Full AccessArt Members Only](#)

Drawing and Making Flowers

Using drawing to inspire making sculptural flowers.

Making Sculptures: The Chair And Me

Making Mini Sculptures that “Belong To The Ground”

Withy Sculptures

Preparation for Tool Box: List of Materials and Tools

How to Make an Armature

Paula Briggs shows, how to make an armature explains how make an armature using sticks and a glue gun, and focuses around making figurative sculpture (sculpture about the body).