

# Aspire to Create: Inspired by Nature & Empowered by Creativity – Red to Green

By Sheila Ceccarelli for Students and Staff at Red2Green

In autumn 2015, AccessArt was invited to lead a series of practical workshops as part of an [Arts Council, Grants for the Arts](#) project, *Aspire to Create* which was managed and delivered by [Red2Green](#).

Red2Green is a 'Cambridgeshire charity providing services including learning, leisure and work opportunities for adults with a wide range of disabilities.'

*Aspire to Create* aimed to 'broaden its students' access to creative opportunities.'

During a two week residency, [Sheila Ceccarelli](#), from AccessArt, worked with *Aspirations*, a group of adult learners with [Autistic Spectrum Disorders](#) and staff at Red2Green, on a series of practical workshop sessions, exploring creative processes from drawing and printmaking to sculpture & casting, inspired by nature and culminating in an exhibition.

The *Aspire to Create* project was underpinned by the students' research into a local 19thC amateur naturalist [Leonard Jenyns](#) and his connection to [Charles Darwin](#). Prior to Sheila's visits, learners visited the local church in Swaffham Bulbeck, where Jenyns was the vicar.



Window dedicated to naturalist Leonard Jenyns at St. Mary's, Swaffham Bulbeck - photo by Aspirations learner

Learners had also visited the [Fitzwilliam Museum, Cambridge](#), exploring both 20th century and classical art works inspired by nature and the [Sedgwick Museum of Earth Sciences](#). A box of skulls was also borrowed from the Cambridge University Museum of Zoology [Loans Boxes](#) service.

Sheila continued themes inspired by nature and natural form and offered students a bespoke opportunity to build up a repertoire of techniques and a portfolio of creative experiences.

The weeks were action packed and sessions were energetic and sometimes chaotic, but one of the most wonderful outcomes, beyond even that of the beautiful and thoughtful work created, was the transformation of the classroom into a studio and the commentary and conversations that happened there.

Sessions were documented and the series of AccessArt posts, below, created to offer a lasting archive to demonstrate how learners accessed the processes and highlight the extraordinary work produced.

Please note that not all was documented to protect the privacy of some of the learners who preferred to remain anonymous.

*Many thanks to Sharon, Sally, Vicky, Jeanette, Alice and Elizabeth for their help during the workshops and inviting me to be part of such an inspiring and supportive learning environment - Sheila*

## **One: Casting**



[Exploring mark making into wet clay,](#)

## mould making, mixing and pouring plaster

### Two: Patterns in Nature, Line and Wire



## Using drawing to look at designs and patterns in nature to inspire the creation of wire sculpture

### Three: Taking Rubbings and Making Compositions



## Recording the surrounding world by taking rubbings

### Four: Block Printing



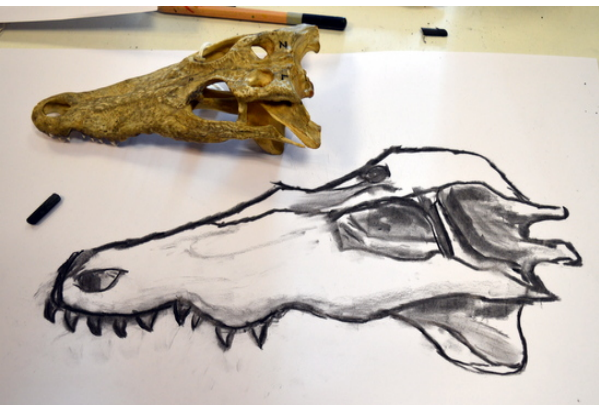
Learners are introduced to block printing

**Five: Monoprinting**




Exploring texture, pattern and mark making through monoprinting

**Six: Steps to Observational Drawing**



## Four steps to enabling observational drawing

### Seven: Making Sculpture



Learners explore sculptural principles of form, space and balance

### Eight: Wax Resist and Scraffito



Introducing colour with wax resist and scraffito techniques

---

# **Years 3 and 4 D&T and Making Club**

A collection of resources by Sheila Ceccarelli based on her Brilliant Makers Club for year three and four pupils at Milton Road Primary School, Cambridge. Children were encouraged to experiment, think and engineer creative solutions by working on simple projects, with individual and independently generated outcomes.

---

## **Year 3 & 4 Making Club: Articulated Beasts**

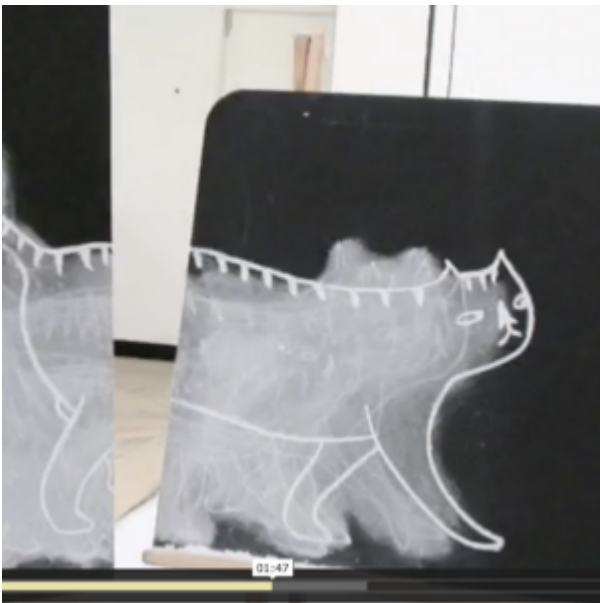
### **You May Also Like...**

**Pathway: Making Animated Drawings**



[This is featured in the 'Making Animated Drawings' pathway](#)

**Talking points: Making drawings move**



**Talking Points: paper cut puppets**





**Talking Points: Lauren child**



**Talking Points: Lotte reiniger**



---

## **Brave Young Makers: Year Three Pupils at Ridgefield Primary Transform Materials into Birds and Insects**

This workshop presented year three pupils at Ridgefield Primary School with real design and making challenges as they worked to a brief to 'create birds and insects for their school tree'.

---

## **Colourful Sculptural Birds by**

# **Pupils at Donhead Preparatory School**

See fabulous selection of birds by pupils from Donhead Preparatory School sent to AccessArt by Phillippa Dudgeon, Head of Art & DT.

---

# **Making Sea Sculptures at Culford School, Suffolk**

Artists Andrea Butler and Sheila Ceccarelli inspire year three pupils to invent their own sculptural sea creatures using simple wrapping and binding techniques with scrap store materials.

---

# **Inspired by Joseph Cornell: Making a Decorative Aviary Box**

**See This Resource Used In**

# Schools...





---

# **Rook – Transforming Materials**

Here, artist Paula Briggs shares how she made a Rook for the AccessArt Share-a-Bird-Project

---

## **3D Drawing in a Frame**

---

## **Animal Sculpture and Collage with Students at Philip Southcote School, Surrey**

Exploring 'identity' by interpreting the characteristics, habitats and personalities of animals through making sculpture and collage with scrap store materials.

---

## **Teenagers Make Small Sculptures: Exploring Felt-**

**Making and Transforming  
Materials**

---

**Printing Patterns on  
Jewellery Pieces**

---

**Transformation Project:  
Snippets of Inspiration**

**Megan Boyd**



## [Scottish Fishing Fly Maker](#)

In a cottage in northern Scotland, Megan Boyd twirled bits of feather, fur, silver and gold into elaborate fishing flies – at once miniature works of art and absolutely lethal. Wherever men and women cast their lines for the mighty Atlantic salmon, her name is whispered in mythic reverence, and stories about her surface and swirl like fairy tales. With breathtaking cinematography and expressive, hand painted animation, *Kiss the Water* adheres to and escapes from traditional documentary form, spinning the facts and fictions of one woman's life into a stunning film about craft, devotion, love, and its illusions.

Enjoy the preview of *Kiss the Water* below – the film is sure to inspire.



## Hubert Duprat



### Caddis Fly Larvae

French artist Hubert Duprat worked in partnership with caddis fly larvae to create these wonderful living works of art.

## Cornelia Parker



## Manipulating Matter

British sculptor and installation artist Cornelia Parker transforms ordinary objects into something compelling and extraordinary.

[Cornelia Parker @ 5x15](#) from [5x15](#) on [Vimeo](#).





# Literacy Boost Project: James & the Giant Peach Garden by Cordelia Spalding

You Might Also like...

Pathway: Telling Stories through drawing and making



[This is featured in the 'Drawing Stories Through Drawing and Making' pathway](#)

---

**Year 4 Sculpture Project  
(ages 8 and 9)**

---

**Making Metal Badges by Maria Whetman**

---

**Drawing with Wire: The Polymeric Approach by Julie de Bastion**


**You May Also Like...**

**Visual Arts Planning Collections:**


# Literacy



## Accessart wire resources



drawing with wire



---

## Thinking and Making

---

## How does the Sculpture Balance?

Construction-based sculpture project inspired by Ben Nicholson's paintings. Encourages children to take more risks by asking them to through their sculptures "off balance".

[Full AccessArt Members Only](#)

---

# **Drawing and Making Flowers**

Using drawing to inspire making sculptural flowers.