

Teachers Make Mark Making Tools and 'Battle it Out' with Ink on a Spring InSET Day

By [Sheila Ceccarelli](#)

Next term's topic at [Ridgefield Primary School, Cambridge](#) will be inspired by their local river, the Cam and the Industrial Revolution.

They had been looking at Georges Seurat [Bathers at Asnières](#), 1884, [National Gallery](#), London for inspiration, and asked AccessArt to come and run an InSET training session around the themes.

For more information on AccessArt's InSET offer, please email sheila@accessart.org.uk

Below are some photos taken from the morning's session.



Teachers at Ridgefield Primary respond to each other's strokes during an AccessArt InSET session

	Please log in here to access full content.
Username	<input type="text"/>
Password	<input type="password"/>
	<input type="button" value="Login"/> <input checked="" type="checkbox"/> Remember me
	Forgot Password

To access all content, I would like to join as...

An Individual



Creative practitioners, educators, teachers, parents, learners...

From £3.50

An Organisation...



Schools, Colleges, Arts Organisations: Single and Multi-Users
From £42

AccessArt is a UK Charity and we believe everyone has the right to be creative. AccessArt provides inspiration to help us all reach our creative potential.

Red to Green: Wax Resist and Scraffito

Aspire to Create: Inspired by Nature & Empowered by Creativity – Red to Green

One: Casting



Exploring mark making into wet clay, mould making, mixing and pouring plaster

Two: Patterns in Nature, Line and Wire



Using drawing to look at designs and patterns in nature to inspire the creation of wire sculpture

Three: Taking Rubbings and Making Compositions



Recording the surrounding world by taking rubbings

Four: Block Printing



Learners are introduced to block printing

Five: Monoprinting




Exploring texture, pattern and mark making through monoprinting

Six: Steps to Observational Drawing



Four steps to enabling observational drawing

Seven: Making Sculpture



Learners explore sculptural principles of form, space and balance

Eight: Wax Resist and Scraffito



Introducing colour with wax resist and scraffito techniques

Printing at Battyeford Primary, Inspired by Hester Cox

Illustrating 'The Jabberwocky'

In this resource, AccessArt contributor Eleanor Somerset, illustrates how she worked with a group of 7-10 year old pupils and another of 10-15 year old budding artists, at the Little Art Studio in Sheffield, on a series of workshops to illustrate Lewis Carroll's The Jabberwocky.

Making and Drawing Birds

**creating decorative designs from birds:
markmaking, texture and pattern**



In the Company of Birds



nest



Rowan: Making a Clay Bird from a Mould



dragons and birds in eggs: hidden and revealed



making birds! sculptural ideas for primary schools



Sculptural Birds in Flight by Teenage Makers



rook: transforming materials



Printing at Battyford Primary, Inspired by Hester Cox



**'Flock' at Prospect House School,
Inspired by Veronica Lindsay-Addy**



book transformation: flock of birds



drawing birds with mixed media: creating effects with oil pastels, crayons and ink washes



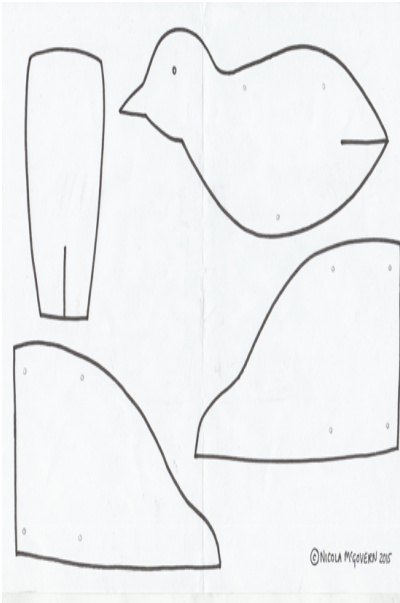
'Dawn Chorus' by Marcus Coates



Colourful Sculptural Birds by Pupils at Donhead Preparatory School



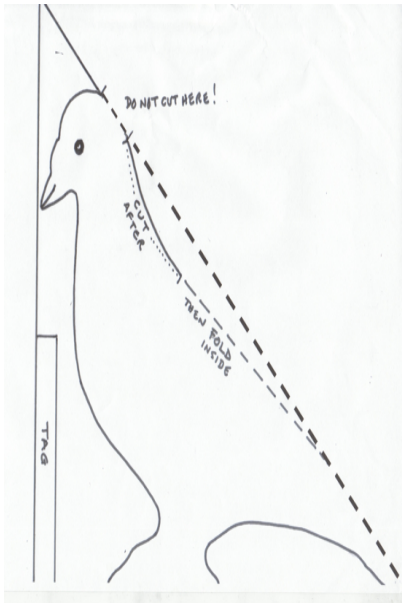
Priscilla the Puffin: Make a Simple Bird Mobile



How to Make a Simple Origami Bird by Melanie Johns



Paper Pidgeon Project



'Birds in the Trees' by Pupils at Battyeford Primary School



Brave Young Makers: Year Three Pupils at Ridgefield Primary Transform materials into Birds and Insects



making modroc sculpture



cantus articus (Concerto for birds and orchestra) Op.61: Images Inspired by Music

Dedicated to Urho Kekkonen
Written for the Arctic University of Oulu 1972
CANTUS ARCTICUS
Concerto for Birds and Orchestra



Perseverance, Determination and Inventiveness: Building Nests



Wax Resist with Coloured Inks

and Sgraffito on Foamboard

**Sketching from a Source and
Using Photocopies to Develop
a Sketchbook Approach**

**Making Big Monotypes with
Sheila Ceccarelli**

Drypoint Etching

You May Also Like...

**Visual Arts Planning Collections:
Portraits**



kitchen lithography



video enabled printmaking resources



VIVID Young Creatives: Hannah Webb and Anne Struebel at Witchford Village College

Hedgerow Art by Sara Dudman

See This Resource Used In Schools...







Drawing Materials Sample Cards

Drawing project to create sample drawing material cards which can be used for future reference and inspiration. [Full AccessArt Members Only](#)

Designing Wallpaper!

Using photocopied drawings to design wallpaper! [Full AccessArt Members Only](#)

Drawing Shells On Loan From The University Museum of Zoology, Cambridge

Teenagers experiment to make small marks in pencil or ink of shells on loan from the University Museum of Zoology, Cambridge

See Three Shapes

A simple exercise with Indian ink to help children see and convey simple forms in drawing.

Asemic Writing: Expressive Mark Making through Invented Text

Asemic writing is an expressive form of writing that can only be interpreted by the viewer with the tools of instinct, empathy, intuition and emotion. [Full AccessArt Members Only](#)

Monoprinting with Oil Pastel and Carbon Copy Paper

Making mono prints using carbon paper and oil pastel. [Full AccessArt Members Only](#)

Drawing Bubbles

Teenagers explore drawing by blowing bubbles! [Full AccessArt Members Only](#)

Communal Drawing: Summer Picnic!

Making a shared drawing!