

“Acts of Kindness” Workshop

By [Paula Briggs](#)



Portrait of Jan Brueghel I (1568-1625) and his family, by Peter Paul Rubens (Detail)

The day after Trump and Zelenskyy stunned the world with their televised argument in the Oval Office, AccessArt ran a “Constructing Positive Social Stories: Acts of Kindness” workshop session at the [AccessArt Lab](#).

The event was one of a number of “[Artists & Teachers Exploring Together](#)” sessions, devised by AccessArt to give us an opportunity to think about some of the more philosophical issues behind art education. By working with artists and educators who are open to holding ideas lightly, we hope to collaboratively discover new arts educational approaches and activities, transferable to a variety of settings.

The idea behind this particular session was to explore how we can use making as a tool to help us focus more closely on the positives which surround us everyday, no matter how small. By creating a shared space for making and conversation, we hoped to lift spirits and create a sense of shared experience.

This post shares the session aims, some of the conversational highlights, and observations of the workshop attendees, and my own as facilitator. Thank you to all who attended, and for your generosity.

“A timely workshop this Saturday morning led by AccessArt. Reflecting individually on our own experiences of small kindnesses, and then choosing

from a table of materials to abstractly or literally depict these, prompted conversation that magnified the acts beyond their original intent. The joy of creating by hand alongside others, of talking and making sense whilst sculpting and glueing, of sharing in stories of the smallest of acts that had made a difference to someone else... about people feeling seen, loved, heard. I left feeling lighter, more hopeful about the world, and with more generosity towards other drivers on my journey home.”

	Please log in here to access full content.
Username	<input type="text"/>
Password	<input type="password"/>
	<input type="button" value="Login"/> <input checked="" type="checkbox"/> Remember me
	Forgot Password

To access all content, I would like to join as...

An Individual



Creative practitioners, educators, teachers, parents, learners...

[From £3.50](#)

An Organisation...



Schools, Colleges, Arts Organisations: Single and Multi-Users
From £42

AccessArt is a UK Charity and we believe everyone has the right to be creative. AccessArt provides inspiration to help us all reach our creative potential.

Egg Box Gargoyles

You May Also Like...

Visual Arts Planning Collections:
Cardboard and paper



Making a Sculptural Modroc Mask

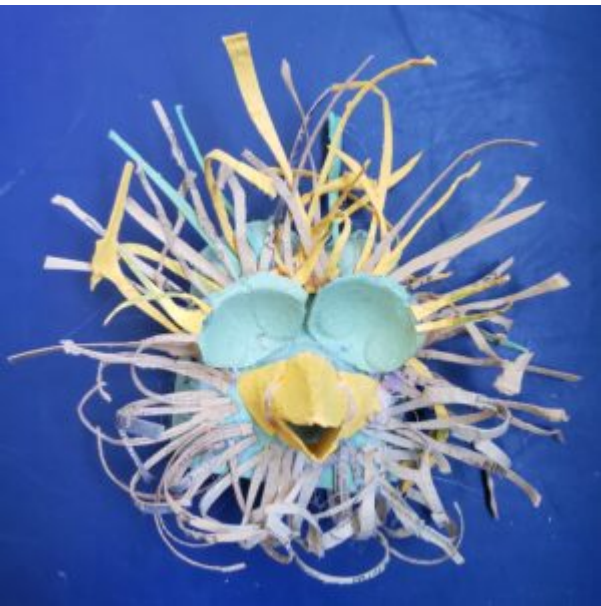


Making a Mask from Sticks and Tissue Paper



See This Resource Used in Schools...






An Introduction to Gel Plate Printing

Hew Locke Inspired Boats

See This Resource Used In Schools...





You Might Also Like...

Making a Treehouse



Dropped Cone Sculptures



What is Sculpture?

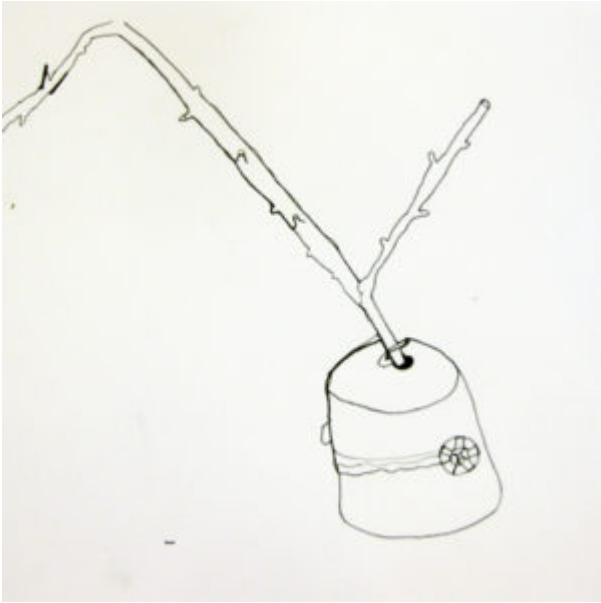


Insect Hotels

You May Also Like
patterns with nature



Continuous Line Drawings of sticks



Making a Mask from Sticks and Tissue Paper



**Exploring A Midsummer Night's
Dream: Making Magic Spells**

**Learning from Permaculture
Design Principles**

**Experimental Mark Making
Tools**

**See This Resource Used in
Schools**



You May Also Like...

Pathway: Expressive Painting



[This is featured in the 'Expressive Painting' pathway](#)

AccessArt's Prompt Cards for Making

You Might Also Like...

Pathway: Music and art



[This is featured in the 'Music and Art' pathway](#)

Pathway: Playful Making



[This resource is featured in the 'Playful Making' pathway](#)

Manipulating Paper



Cardboard Sculptures



The Chair and Me



Still Life Compositions: Inspired by Cezanne

What We Like About This Resource...

“This activity walks through a number of different processes and taps into multiple skills. This provides a rich exploratory project for children to fully immerse themselves in. Cezanne was the focus artist for this project, but other contemporary still life painters could be used as starter inspiration. We actually advocate showing the work of more than one artist as this builds

knowledge of how approaches to painting, drawing etc differ. This also helps children move towards a personal response rather than creating a 'copy' of one particular artist's work" – Rachel, AccessArt

You Might Also Like...

Pathway: Exploring Still Life



[This is featured in the 'Explore Still Life' pathway](#)

talking points: Flemish and Dutch Still Life Painters



Talking Points: Paul Cezanne



talking points: Contemporary still life



Outdoor Art In Urban Gardens

Creativity Medals

**See the Resource Used in
Schools...**





What We Like About This Resource...

“The sentiment behind this resource idea is lovely and it provides an opportunity to really develop some fine motor skills as well as independence of approach. Taking ownership of the medal design means the sense of achievement is heightened beyond the children just being given one. You can really imagine the positive energy that would surround this activity within a classroom, with each child working on a shared project but embarking on their own creative journey.” – *Rachel, AccessArt*

You May Also Like...

Pathway: Playful Making



[Featured in the 'Playful Making' pathway](#)

Talking Points: Introduction to sculpture

Sculpture.mp4



Clay Art Medals



Talking Points: Nnena Kalu



Talking Points: Linda BELL



Making Musical Instruments

What We Like About This Resource...

“It’s great to see music being explored in this way, and combining it with making creates a really interesting immersive project. This activity would work well as part of an extended project looking at musical instruments around the world and some of the natural materials they are made from.” – *Rachel, AccessArt*

You Might Also Like...

Pathway: Music and art



[This is featured in the 'Music and Art' pathway](#)


talking points: wassily Kandinsky



drawing source material: orchestras



A Cheerful Orchestra



Talking Points: Linda BELL



Talking Points: Nnena Kalu



Touch Wood


What We Like About This Resource...

“You can get a real sense of the environment in this post and how this could provide so much inspiration for creative projects. We are aware there the challenges to exploring the outdoors when many schools are in towns and cities. A way around this could be to have a regular collection of natural objects within the classroom and using them as a stimulus to respond creatively in sketchbooks or in extended projects” – *Andrea, AccessArt*

You Might Also Like...



[Woodland Exploration](#)



[A Passion for Woodworking](#)



[Visual Arts PLanning: Tees, Forest and Landscapes](#)

Working with Dogwood

What We Like About This Resource...

“It’s lovely to see a resource that centres on a particular material and the scope it offers. I particularly like how the dogwood is used here to make wooden beads. This idea could be developed further by looking at how wood has been used to make jewelry throughout history and within many different cultures.” – *Rachel, AccessArt.*

You Might Also Like...



[A Passion for Woodworking](#)



Woodland Exploration



Visual Arts Planning: Trees, Forests and Landscape

**Connecting With Nature
Through Art**

Anthotype Photography: Plant-Based Photography Without a Camera

You May Also Like...

Pathway: using natural materials to make images



[This is featured in the 'Using Natural Materials to Make Images' pathway](#)

Talking Points: What is a cyanotype



Talking Points: Anna Atkins



Redesigning Food Packaging

You May Also Like...




Pathway: 2D Drawing to 3D Making




[This is featured in the '2D Drawing to 3D Making' pathway](#)

Talking Points: Packaging Design







You May Also Like...

Pathway: Stick Transformation project



[This is featured in the 'Stick Transformation Project' pathway](#)