

# **Perseverance, Determination and Inventiveness: Building Nests**

Year 4 pupils from Comberton Village College and Cambourne Village College feeder schools met for a Gifted and Talented Sculpture Masterclass led by AccessArt at Bourn Primary Academy. The session centred around an exploration of the materials and construction methods we might use to build inventive, sculptural nests.

---

# **Water and Rock: Teenagers explore building drawings with graphite and modroc**

Teenagers look at pieces of chalk and flint and explore the physicality of rocks and geological processes with graphite and plaster.

---

# **Year 3 & 4 Making Club: Animal Parade – Week Two**

This was the second session in a series of three 'Animal Parade' workshops, where children at Making Club at Milton

Road Primary School, made 3D animal masks.

After having chosen their animals and created unique designs based on their Carnival Mask Templates in week one, children now attempted to cut and staple their creations to make them three dimensional.

---

## **Year 3 & 4 Making Club: Animal Parade – Week One**

To use our Carnival Mask Template to create animal masks for an Animal Parade at the end of this half term.

---

## **Shipwrecked! A Shadow Puppet Play by Children Aged 10**

As the winter nights draw in and it was dark outside and cosy inside, Friday Club students, turn the summerhouse into a theatre and make a shadow puppet play.

---

## **Paperback Figures: Collaged,**

# Relief Sculptures

## You May Also Like...

Visual Arts Planning Collections:  
Cardboard and paper



## Book art with Primary children



# Making 2d & 3d Fashion Designs with Painted and Decorated Paper



---

## Red to Green: Wax Resist and Scraffito

---

## 40 Minute Cardboard and Double-Sided Sticky Tape Engineering Challenge

This workshop was all about getting year three and four Brilliant Makers at Milton Road Primary School to think about

the biggest challenge for any maker: how to make something stand up.

---

## **Year 3 & 4 Making Club: Articulated Beasts**

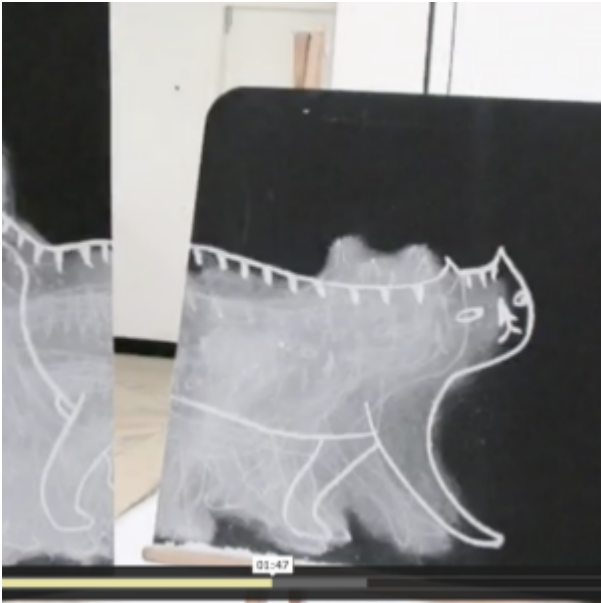
### **You May Also Like...**

**Pathway: Making Animated Drawings**



[This is featured in the 'Making Animated Drawings' pathway](#)

**Talking points: Making drawings move**



**Talking Points: paper cut puppets**



**Talking Points: Lauren child**



**Talking Points: Lotte reiniger**



---

**Articulated and Animated  
Drawings by Teenagers at**

# **AccessArt's Experimental Drawing Class**

A simple project to teach how to make an articulated drawing with only very basic materials.

---

## **Paint, Colour and Autobiographical Imagery**

---

## **My House – A Cardboard Construction Project**

These autobiographical architectural sculptures use corrugated cardboard, laid in strips on their side, to create sculptures designed to be peered in to!

---

## **Autobiographical Suitcase Pop-Up Gallery**

This resource shares how 8, 9 and 10 year old children created a home for all of their sculptures and paintings in the form



of a cardboard suitcase which doubled up as a pop-up gallery.

---

## **Priscilla the Puffin: Make a Simple Bird Mobile**

Nicola McGovern was one of the artists who generously donated an artwork to the AccessArt Share-a-Bird Project. She sent a mobile of a puffin and included a template so that the children who received her bird could have fun making a whole flock of puffins.

---

## **Making and Drawing Birds**

**creating decorative designs from birds:  
markmaking, texture and pattern**



## In the Company of Birds



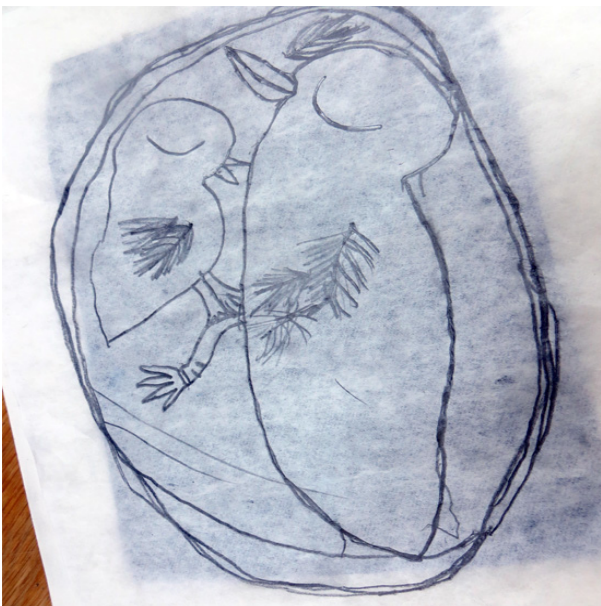
nest




Rowan: Making a Clay Bird from a Mould



**dragons and birds in eggs: hidden and revealed**



**making birds! sculptural ideas for primary schools**



## **Sculptural Birds in Flight by Teenage Makers**




**rook: transforming materials**



**Printing at Battyford Primary, Inspired by Hester Cox**



**'Flock' at Prospect House School, Inspired by Veronica Lindsay-Addy**



**book transformation: flock of birds**



**drawing birds with mixed media: creating effects with oil pastels, crayons and ink washes**




**'Dawn Chorus' by Marcus Coates**



**Colourful Sculptural Birds by Pupils at Donhead Preparatory School**



## **Priscilla the Puffin: Make a Simple Bird Mobile**

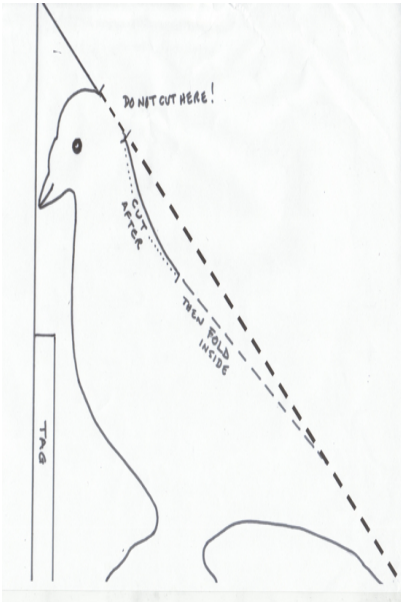


## **How to Make a Simple Origami Bird by Melanie Johns**





## Paper Pidgeon Project



**'Birds in the Trees' by Pupils at Battyeford Primary School**




## **Brave Young Makers: Year Three Pupils at Ridgefield Primary Transform materials into Birds and Insects**



**making modroc sculpture**



# cantus arcticus (Concerto for birds and orchestra) Op.61: Images Inspired by Music



**Perseverance, Determination and Inventiveness: Building Nests**



---

## **Transformation Cardboard and...**

## **Project:**

Artist Andrea Butler shows how to explore simple design and construction using cardboard and jewellery.

---

## **A Wealth of Materials in Scrapstores**

printmaking with salvaged sticky back  
aluminium foil, mixed media and cardboard



**Make a sketchbook, an ideas book or a travel journal this summer!**




**pattern and collage a whole school workshop at monkfield primary school**



**Sculptural Birds in Flight by Teenage Makers**



## **Articulated and Animated Drawings by Teenagers at AccessArt's Experimental Drawing Class**



## **A Model Studio by Susie Olczak**




## **Making Sea Sculptures at Culford School, Suffolk**



## Inspired by Joseph Cornell: Making a Decorative Aviary Box



## Brave Young Makers: Year Three Pupils at Ridgefield Primary Transform materials into Birds and Insects



# **Making Sea Sculptures at Culford School, Suffolk**

Artists Andrea Butler and Sheila Ceccarelli inspire year three pupils to invent their own sculptural sea creatures using simple wrapping and binding techniques with scrap store materials.

---

# **Make a Sketchbook, Ideas Book or Travel Journal this Summer!**

AccessArt's Experimental Drawing Class worked during their final session this term, on making their own books for summer ideas (and delightfully their parents joined in at the end of the session and made their own books too)

---

# **Inspired by Joseph Cornell: Making a Decorative Aviary Box**



# See This Resource Used In Schools...



