

Continuous Line Drawing Exercise

Many thanks to AccessArt Young Artist Alex Tunstall for composing the music for the video in the Continuous Line Drawing Resource.

Wave Bowls

In this session children make 'wave bowls' with Paula Briggs – a session where the pieces literally 'come together'.

The Geometry of Chickens!


See This Resource Used In Schools...



**Collagraph, Collage and
Stitch: Make a Image of Your
Home on Fabric**

Drawing Spirals

See How This Resource Is Used in Schools...





You May Also Like...

Pathway: Spirals



[Featured in the 'Spirals Pathway'](#)

Talking Points: Molly Hausland



The ancient art of kolan



Drawing with a Ruler

You May Also Like...

Pathway: Exploring Form Through Drawing




[This is featured in the 'Exploring Form Through Drawing' pathway](#)

Pathway: Stick Transformation project




[This is featured in the 'Stick Transformation Project' pathway](#)

The drawing journey



See **Drawing Projects for Children** for more Drawing Exercises



**Draw your Home: Collage,
Stitch and Fabric Crayons**

**Inspired by Christo: Mixed
Media Drawings**

**Drawing Space/Drawing in
Space**

**Year Three Pupils Explore
Stencils, Composition and
Expressive Mark Making with
Oil Pastels**

You May Also Like...

Pathway: working with shape and colour



[This is featured in the 'Working with Shape and Colour' pathway](#)

Talking Points: Henri Matisse Cut Outs



Talking Points: Romare Bearden

...WHAT I have tried
to do in my collages is
bring the Afro American
experience into art and
**GIVE IT A
UNIVERSAL
DIMENSION.**

**Inspired by Google Earth:
Drawing**

**Exploring Three Dimensions
with Lego: Drawing and
Collage**

You May Also Like...

Pathway: Exploring Form Through Drawing



[This is featured in the 'Exploring Form Through Drawing' pathway](#)

Adapting AccessArt: From 2D to 3D




**The Drawing Machine – A
Workshop in Perspective and
How to Look by Drawing
Machine and Sarah Wright**


**Emma Copley – Painting a
Still Life and Seeing Colour**



Cut Paper Collage Still Life

**See This Resource Used In
Schools...**











You May Also Like...

Pathway: Exploring Still Life



[This is featured in the 'Explore Still Life' pathway](#)

talking points: Flemish and Dutch Still Life Painters



Talking Points: Paul Cezanne



talking points: Contemporary still life



Drawing Hands

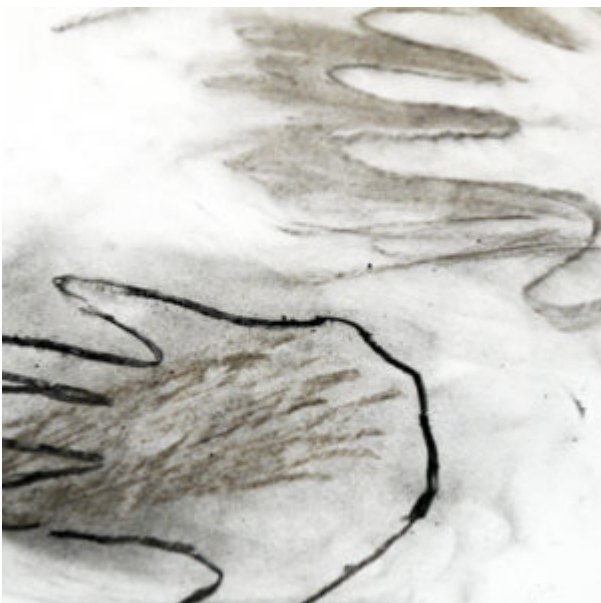
You May Also Like...

Pathway: Exploring Form Through Drawing

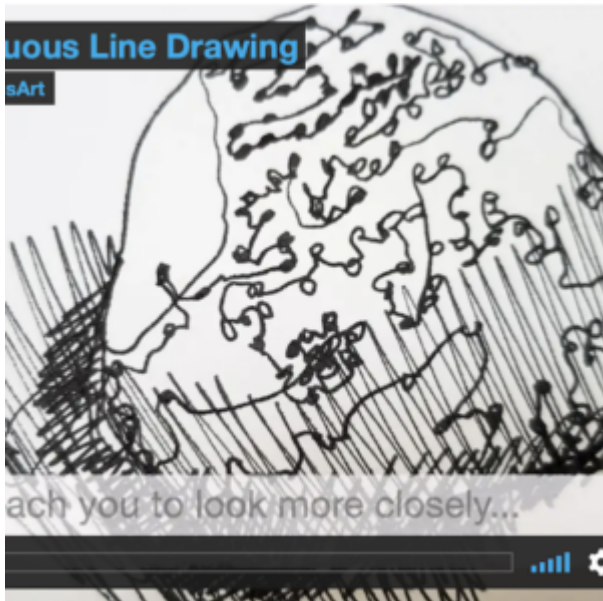


[This is featured in the 'Exploring Form Through Drawing' pathway](#)

Drawing Like a Caveman – Handprint Art



Continuous Line Drawings




Drawing with Wire: The Polymeric Approach by Julie de Bastion

You May Also Like...


Visual Arts Planning Collections:
Literacy



Accessart wire resources



drawing with wire



Layered Colour Gestural Drawing

Using colour to help develop gestural drawing skills. [Full AccessArt Members Only](#)

Quentin Blake's Drawings as Inspiration!

3 simple exercises inspired by the drawings of Quentin Blake. Enables children to develop observation skills and explore drawing from life, combined with permission to exaggerate certain aspects of their drawings to help convey intention.

Drawing and Making Flowers

Using drawing to inspire making sculptural flowers.