

# Nests: Observational Ink Drawing

By [Mandy Barrett](#) and [Jo Blaker](#)

In this second of a series of three posts, Teacher Mandy Barrett and Artist Jo Blaker journey on a project that considers the materials and structures of nests. In this second post the class developed and built upon their earlier mark making work using ink to observe and draw a series of natural objects.

Click on the links to [post one: Materials, Tools, Testing and Sketchbooks](#) and [post three: Nests with Dry and Wet Media](#).



---

	<b>Please log in here to access full content.</b>
Username	<input type="text"/>
Password	<input type="password"/>
	<input type="button" value="Login"/> <input checked="" type="checkbox"/> Remember me
	<a href="#">Forgot Password</a>

**To access all content, I would like to join as...**

**An Individual**



**Creative practitioners, educators, teachers, parents, learners...**

**From £3.50**

## An Organisation...



Schools, Colleges, Arts Organisations: Single and Multi-Users  
From £42

***AccessArt is a UK Charity and we believe everyone has the right to be creative. AccessArt provides inspiration to help us all reach our creative potential.***

---

# See This Resource Used In Schools...




## You May Also Like...

Pathway: Sculpture, Structure,  
Inventiveness & determination



[This is featured in the 'Sculpture, Structure, Inventiveness & Determination' pathway](#)

**Talking Points: What can we learn from birds**



[Explore parallels between behaviour of birds and ourselves](#)

## Drawing source material: nests



[A collection of imagery and sources which you can use to prompt drawing](#)

---

**Nests: Materials, Tools  
Testing and Sketchbooks**

**See This Resource Used In  
Schools...**




## You May Also Like...

Pathway: Sculpture, Structure,  
Inventiveness & determination



[This is featured in the 'Sculpture, Structure, Inventiveness & Determination' pathway](#)

**Talking Points: What can we learn from birds**



**Drawing source material: nests**





---

# **A Visual Poetry Zine with Monotype**

Use monoprint, paint and collage to create zines inspired by poetry.

---

## **Collage Streets**

## **What We Like About This Resource...**

“This project provides a real opportunity for

children to engage with a range of different processes to produce truly individual final results. Jan Miller is an experienced teacher and connects her projects well with learning outcomes. In this case, children are encouraged to have a loose approach and to make their own creative decisions – which is such a valuable part of any child (or adults!) creative education”. – *Rachel, AccessArt*

## You Might Also Like...



[Painted Houses](#)



## One Line Street



## Responding to Place

---

# Portrait Club


# What We Like About This Resource...

"We're really grateful to Jake from Draw Brighton for sharing this activity which became so well received during lockdown 2020.

This is the perfect reminder that wherever we are in the digital or physical world, we have our eyes, hands and faces, and drawing provides a wonderful opportunity to come together in small groups to make sketches of each other. Use this activity as an ice breaker before a workshop, or as a transition activity between classes or events. Thank you Jake!" *Paula, AccessArt*

## You Might Also Like...

**Pathway: Exploring Identity**



[This is featured in the 'Exploring Identity' pathway](#)

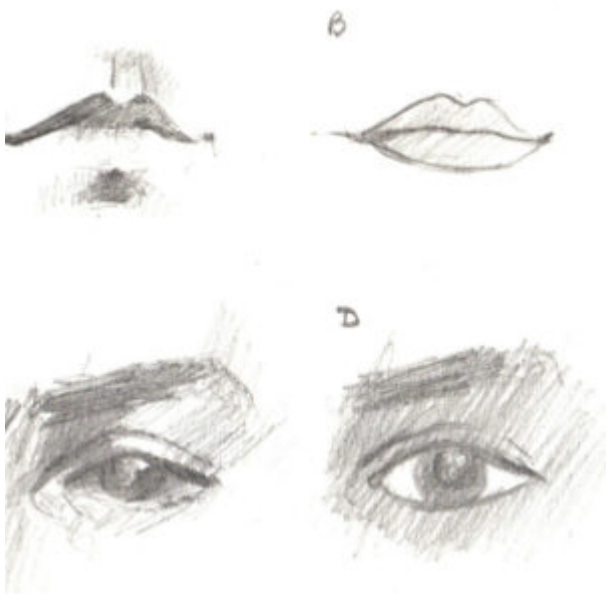
**Talking Points: Njideka Akunyili Crosby**



**Making Physical or Digital Layered Portraits**



**Introduction to Portraits**



## Exploring Portraits in Graphite, Collage and Clay



---

**Lino Printing Inspired by**

# Gestural Drawings

---

## Movement Maps

---

### Finding Marks Through Drawings Made by Artists

### See This Resource Used In Schools





## You May Also Like...

Pathway: Typography and Maps





[This is featured in the 'Typography and Maps' pathway](#)

**Pathway: Cloth, thread, paint**



[This is featured in the 'Cloth, Thread, Paint' pathway](#)

**Session Recording: Finding Marks Made by**


# Artists



---

## Water Soluble Felt-Tips With Complementary Colours

See How This Resource Is Used in Schools...





**You May Also Like...**

**Pathway: Spirals**



[This resource is in the 'Spirals' pathway.](#)

the drawing journey



**Layered Colour Gestural Drawing**



---

# Mark Making & Sound: Part Three

You May Also Like...

Mark Making & Sound: Part One



## Mark Making & Sound: Part Two



## Pathway: Music and art



[This is featured in the 'Music and Art' pathway](#)

---

## Mark Making & Sound: Part Two


You May Also Like...

Mark Making & Sound: Part One





## Mark Making & Sound: Part Three



## Pathway: Music and art



[This is featured in the 'Music and Art' pathway](#)

---


**Mark Making & Sound: Part One**

**You May Also Like...**

**Mark Making & Sound: Part Two**



## **Mark Making & Sound: Part Three**



## **Pathway: Music and art**



[This is featured in the 'Music and Art' pathway](#)

**Drawing to a Slow Rhythm**



**Inspired by Miro**



## Drawing to Music



---

**AccessArt Drawing Prompt Cards**

---

# Patterns with Nature


## You May Also Like...

Pathway: Explore and Draw




[Featured in the 'Explore and Draw' Pathway'](#)

**Talking Points: Artists as Collectors and explorers**



## AccessArt Digital Resources



---

## Hands, Feet and Flowers


How to get creative by replacing paint brushes with our hands and feet to make large scale collaborative paintings.

---

# Drawing Small

## You May Also Like...

Pathway: Exploring the world through mono print



[This is featured in the 'Exploring The World Through Mono print' pathway](#)

Drawing Large





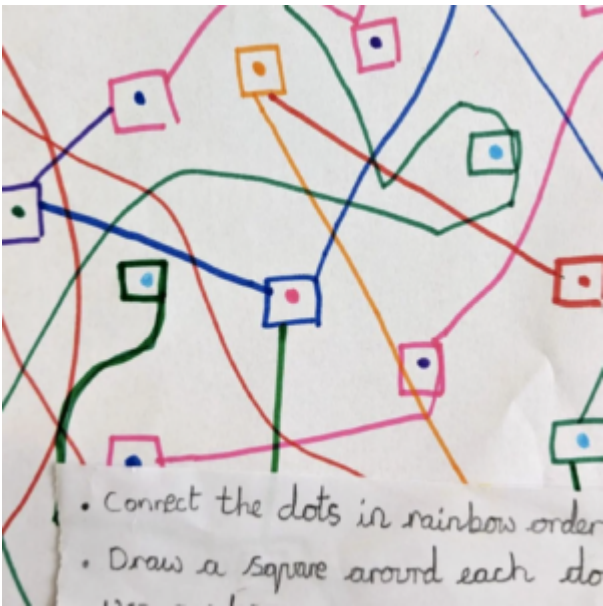
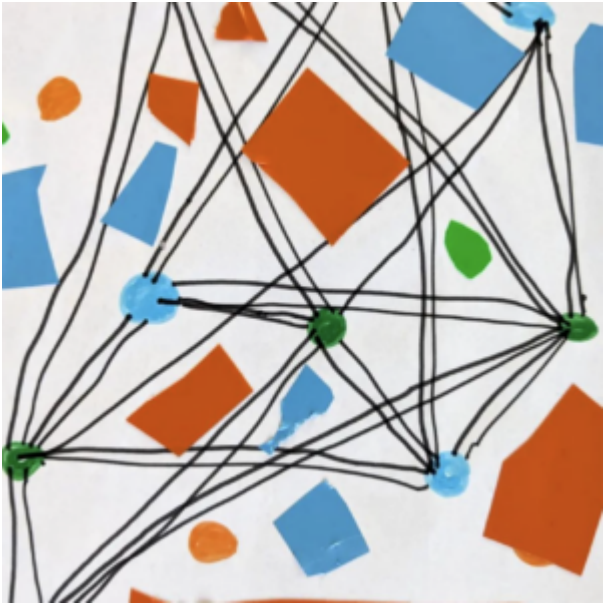
---

## **Wall Drawings with Tape**

---

### **Rules and Resolutions**

**See This Resource Used In  
Schools...**





## You May Also Like...

Pathway: Exploring pattern



[This is featured in the 'Exploring Pattern' pathway](#)

Talking points: Andy Gilmore



**talking points: Louise Despont**

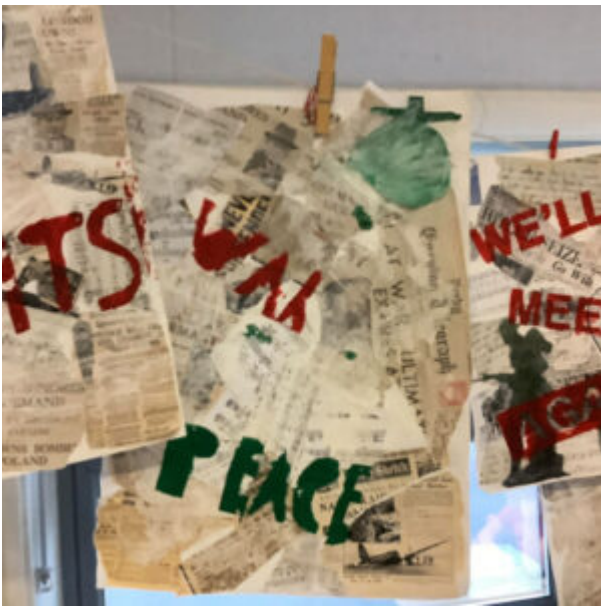



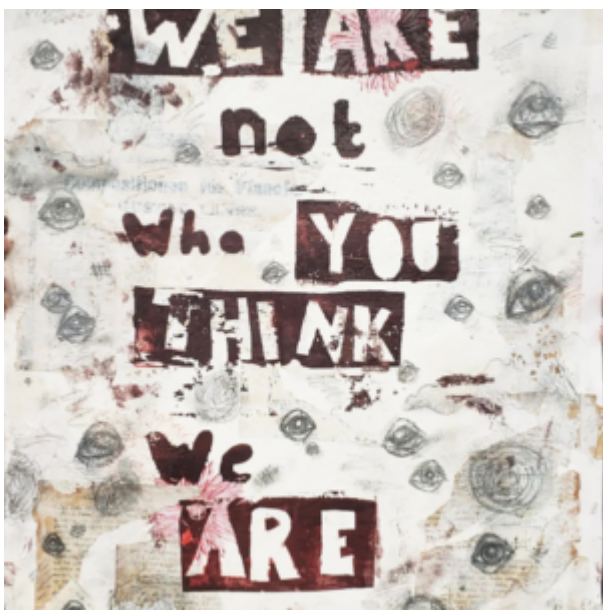
---

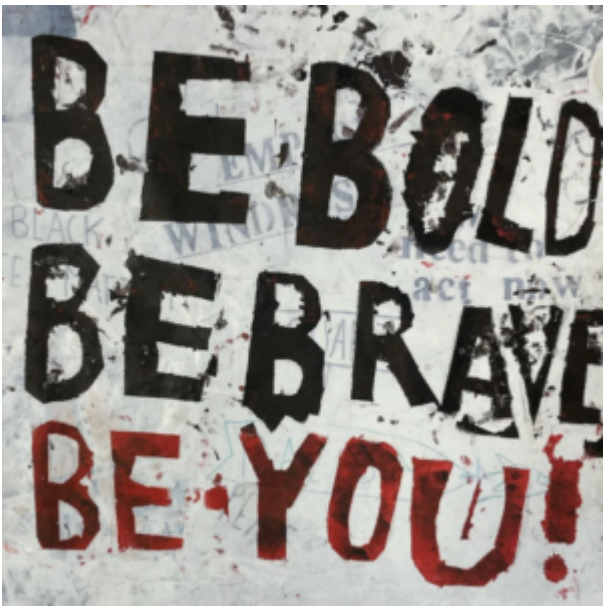
**Teenagers Make Propaganda Art  
Inspired by Shepard Fairey**

# See This Resource Used In Schools...


















## You May Also Like...

**Pathway: Print & Activism**



[This is featured in the 'Print & Activism' pathway](#)


**Talking Points: Luba Lukova**



**Talking Points: Faith Ringgold**



**Talking Points: Kate DeCiccio**



## Talking Points: Shepard Fairey



---

**Screen Prints Inspired by  
Shepard Fairey**