

# Which Artists: Liz West

By Liz West

Liz West is an Internationally Acclaimed Visual Artist who uses light as a tool, controlling the amount, shape, form, size, colour, strength and quality to fill architectural or fabricated structures. Liz's installations immerse the viewer in saturated environments and are known to stir up emotional responses in those who see it. In this post, Liz talks about her creative journey, inspirations for her installations and how her ideas materialise into reality. This post may be of interest to secondary school students keen to explore the potential of space and environment.



---

<p>Please log in here to access full content.</p>
---

Username	<input type="text"/>
Password	<input type="password"/>
	<input type="button" value="Login"/> <input checked="" type="checkbox"/> Remember me
	<a href="#">Forgot Password</a>

**To access all content, I would like to join as...**

**An Individual**



Creative practitioners, educators, teachers, parents, learners...

**From £3.50**

**An Organisation...**



Schools, Colleges, Arts Organisations: Single and Multi-Users  
**From £42**

***AccessArt is a UK Charity and we believe everyone has the right to be creative. AccessArt provides inspiration to help us all reach our creative potential.***

---

**What We Like About This**

## Resource...

*"It's really interesting to hear how the interest Liz has in the quality of light comes from a personal place and is something she has responded to since childhood. Seeing how her work has developed over the years is therefore a really positive re enforcement that individual creative journeys, where nurtured, are so central to a rich arts education. We also love hearing Liz is always on the 'quest for knowledge' – meaning she is open to her ideas constantly evolving and the process of gathering new information and inspiration never stops!" – Rachel, AccessArt*

## You May Also Like...

Pathway: Brave Colour



[This is featured in the 'Brave colour'](#)

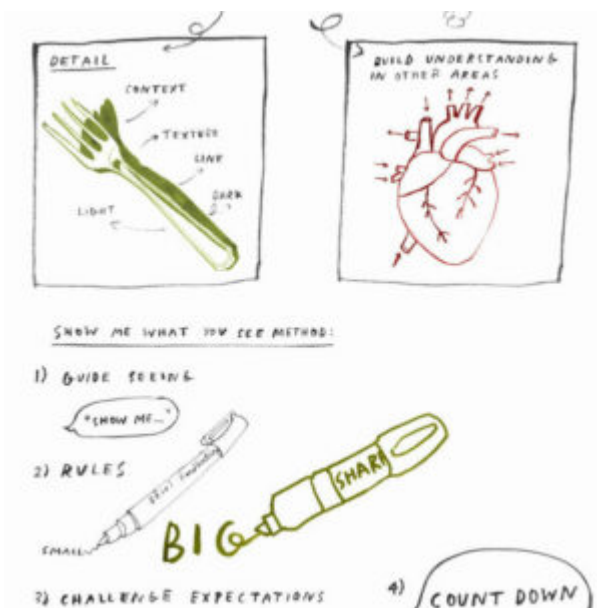
## pathway

using sketchbooks to make visual notes



Find out how pupils can respond to artists work in sketchbooks

Show me what you see



Enable close looking and drawing with

[this exercise](#)


## Lightbulb Art



## Mini World Light Boxes



## Visual Arts Planning: Light and Dark



---

## **Which Artists: Su Blackwell**

### **What We Like About This Resource...**

**“It’s really interesting to hear how Su’s career path evolved organically, and how experimenting with different disciplines such as ceramics and sculpture whilst studying Textiles at the RCA began her journey towards paper craft and books. We really like how the small book sculptures inspired the larger scale set designs for The Snow Queen. They transfer so effectively to the stage and you can imagine how engaging it would be for a young audience to recognise letters and words on**

lampposts and other scenic elements". – *Rachel, AccessArt*

## You Might Also Like...



### [Creating a Book World](#)



### [Sketch Set Design Models](#)





## [Set Design for Primary Aged Children](#)

---

### **Which Artists: Cas Holmes**

### **What We Like About This Resource...**

“The sense of journey and feeling of movement is such an interesting part of Cas’ textile work here. We love how location and place is communicated through the variety of fluid and meandering textile marks used. Cas’ Romani background as well as early experience living in Japan make for a rich cultural backdrop to her work. The themes here could be explored in the

classroom by asking children to use memories of places they've visited to produce a creative response using fabrics and mixed media" – Rachel, *AccessArt*


## You Might Also Like...



### [Draw Your Home](#)



## Working With and In the Landscape



## Landscape Sculptures

---

**Which Artists: Nathan Ward**

---

**Collaborative Public Mural  
Project**

---

# **“Missing You” – Pavement Art Response to #SchoolclosureUK**

---

## **Unesco: Celebrating the Power of Making!**

Inspired by Paula’s recent rousing film, ‘It’s in Our Hands’, artist Jan Miller pulled images together from her own teaching to illustrate the things the children in her classroom do with their hands

---

## **Children’s Community Project**

---

## **Mini World Light Boxes**

Teacher Anna Campbell shares this beautiful resource which shares how children aged between 4 and 7 years old, made ‘Light’ boxes. This project could easily be adapted for an older class and is brilliant for SEN children/adults.

---

# Wall Drawings with Tape

---

## Making the Gift of Home this Winter

The AccessArt Village in the Ruskin Gallery, Cambridge and how to celebrate community, creativity and home.

---

## For Remembrance Day

Anne-Louise Quinton creates a project for her Year 9 pupils to commemorate Remembrance Day. The teenagers worked collaboratively to create a collaged frieze of paper soldiers in response to an artwork by John Singer Sargent and a war poem by Wilfred Owen.

---

## Withy Butterflies

Art educator Anne-Louise Quinton shares a workshop for making a flock of large, withy butterflies, creating a colourful and dramatic artwork.

---

# **The AccessArt Village and How a Small Idea can be Big**

Sheila Ceccarelli from AccessArt leads year nine students from Frances Bardsley Academy for Girls on a collective drawing and collage experience exploring the #AccessArtVillage in BRG Brentwood Road Gallery. Students absorb this stunning collection of sewn houses and inspired by thread and stitches, make their own creative responses.

---

## **Draw, Paint, Build, Make: Gallery Project**

---

### **Making a Pocket Gallery**

This post shares an idea devised by Anne-Louise Quinton in which she enables children and teenagers to revisit the “ordinary” and resee it’s potential. The activity is a great way not only to inspire children as artists and curators, but also to introduce them to a whole range of concepts and vocabulary. It would be a great activity to use in a museum and gallery education context, as well as the classroom.

---

# **Be Inspired to Inspire**

---

## **Inky Objects with Melissa Pierce Murray**

In this workshop I introduced the idea of thinking of the piece of paper as an object to shape, rather than a picture plane to fill.

---

## **Drawing with Objects by Melissa Pierce Murray**

Teenagers explore ideas of placement with artist Melissa P Murray by arranging or assembling objects to make compositions or maquettes.

---

## **Mural and Workshop Project at**

# **Chesterton Community College in Collaboration with Jon Bates from Blight Society**

This project started out as getting Blight Society back to Chesterton Community College, Cambridge to do a mural