

Adapting AccessArt: Egypt in Ink

By Jennifer Connor

In the '[Adapting AccessArt](#)' series, we will be spotlighting teachers who have used AccessArt resources to develop their own pathways.

In this resource, Jennifer Connor, Teacher at Mitcheldean Endowed Primary School, shares with us an adaptation of the [Exploring Still Life](#) pathway to create links with a curriculum topic on Ancient Egypt. This adaptation takes place over 4 sessions. Read on to find out how Jennifer facilitated an exploration of drawing and combined it with an historical focus.



	Please log in here to access full content.
Username	<input type="text"/>
Password	<input type="password"/>
	<input type="button" value="Login"/> <input checked="" type="checkbox"/> Remember me
	Forgot Password

To access all content, I would like to join as...

An Individual



Creative practitioners, educators, teachers, parents, learners...

From £3.50

An Organisation...



Schools, Colleges, Arts Organisations: Single and Multi-Users
From £42

AccessArt is a UK Charity and we believe everyone has the right to be creative. AccessArt provides inspiration to help us all reach our creative potential.

See This Resource Used In Schools...









You May Also Like...

Graphite



ink



Graphic inky still life



Ice Worlds


You May Also Like...

Pathway: Using Art To Explore Global Issues



[This resource is featured in the 'Using Art To Explore Global Issues' pathway](#)


Drawing Source material: ice



Talking Points: Drawn To Antarctica



Mini world Lightboxes



Artist Residencies in Schools


Mobile Construction Methods

You May Also Like...

Pathway: Explore Sculpture Through Making a Mobile



Heavy/Light Mobile – Drawing and Making



Coat-hanger Shells



An Introduction to Sculpture

You Might Also Like...

Talking Points: Wassily Kandinsky



Inspired by Miro – Collage, Automatic Drawing, & Sculpture



Design Through Making



Alternative Fashion

You Might Also Like...

2d and 3d Fashion Designs using Painted Paper



Barbie and Ken Transformation




Puppets Inspired by Historical Paintings



Hew Locke Inspired Boats

See This Resource Used In Schools...





You Might Also Like...

Making a Treehouse



Dropped Cone Sculptures



What is Sculpture?



Top Tips for Cardboard Creations

DALER 
ROWNEY



**See This Resource Used In
Schools...**





You May Also Like

Creating a book world



World in a matchbox



Insect hotels



Pedagogy in 250 words: Making is hard




Prop Making for Toys



Exploring Macbeth Through Art: Light and Dark Posters

Sculptural Environments Inspired by Hockney

**See This Resource Used In
Schools...**





Paint Your Corner Shop

See This Resource Used in Schools...





You May Also Like...

Pathway: Festival Feasts



[This is featured in the 'Festival Feasts' pathway](#)

Talking Points: Claes Oldenburg




Talking Points: Nicole Dyer



Talking Points: Lucia Hierro



Drawing source material: Food



Green Thumbs

**Which Artists: Andrew
Amondson**

**How Do We Look At
Contemporary Sculpture: Meg
Klosterman**

**How Do We Look At
Contemporary Sculpture:
Victoria Rotaru**

**AccessArt's Prompt Cards for
Making**

You Might Also Like...

Pathway: Music and art



[This is featured in the 'Music and Art' pathway](#)

Pathway: Playful Making



[This resource is features in the 'Playful Making' pathway](#)

Manipulating Paper



Cardboard Sculptures



The Chair and Me



Remembrance Day Peg Soldiers

What We Like About This Resource...

“It’s great to see a different approach to thinking about remembrance day. These peg soldiers are a refreshing alternative to artwork inspired by poppies. The processes involved encourage children to focus on fine motor skills: wrapping embroidery thread around the peg and creating small detailed clothes and helmets. These dolls look particularly effective when standing as a collection and would make a poignant alternative to a standard display board” – Rachel, AccessArt

See This Resource Used In Schools...




You Might Also Like...



An Exploration of Paul Nash



For Remembrance Day



[World War 1 Mail Art](#)

Outdoor Art In Urban Gardens

**Which Artists: The Life &
Works of Madge Gill**

What We Like About This

Resource...

“The life of Madge Gill that Sophie Dutton recounts here gives us real insight into the challenges that Madge Gill experienced, and how these challenges would have been common among women at the time. When we study the work of Artists, it adds a rich context to our experience of their work to consider their personal history, and helps us ask questions like ‘why do you think the Artist painted in this way or was inspired by this subject matter?’ If you introduce your class to Madge Gill, begin with looking back over her younger life to try and better understand her motivations as an Artist” – *Rachel, AccessArt*


You May Also Like...



[I am AccessArt: Ann Rippin](#)



Making Batik Textiles in the Classroom



How I Use Drawing and Sketchbooks

Transformation of Materials

Inspired by El Anatsui

See This Resource Used in a Pathway...



Transforming Materials into Sculpture

This pathway shares how teachers might take inspiration from El Anatsui and encourage pupils to think how they might disassemble objects around them to transform them into sculptural pieces.

[Read More.](#)