

# Continuous Line Drawing Exercise

Many thanks to AccessArt Young Artist Alex Tunstall for composing the music for the video in the Continuous Line Drawing Resource.

---

## Layered Landscapes: Working in Mixed Media on Location with Kittie Jones

---

## Wave Bowls

In this session children make 'wave bowls' with Paula Briggs – a session where the pieces literally 'come together'.

---

## Ink & Foamboard Architecture

Inspired by "Amphis" by Folke Köbberling and Martin Kaltwasser at Wysing Arts Centre, this post shares how the children went on to make architectural models based upon their exploration with Paula Briggs.

---

# Making Shells

This was an afternoon session for year four pupils at Ridgefield Primary School, Cambridge, and part of AccessArt's Brilliant Makers Club, a campaign supporting and championing making experiences in schools. This session was aimed at children who love making, and was limited to eight pupils, to allow for a rich, and rewarding experience and plenty of time to play with, and explore materials.

---

## Graphic Inky Still Life!

See This Resource Used In Schools...







## You Might Also Like...

Pathway: Exploring Still Life



[This is featured in the 'Explore Still Life' pathway](#)

talking points: Flemish and Dutch Still

## Life Painters



## Talking Points: Paul Cezanne



**talking points: Contemporary still life**



---

# Sculptural Constraints Workshop by Susie Olczak

This workshop, for students at AccessArt's Experimental Drawing Class, looked at the idea of the constraints that might come up when creating a sculpture for a gallery or public space, and hoped to give a sense, that often the things that might initially hinder a project, can actually be a source of inspiration and good starting points for creativity.

---

## The Geometry of Chickens!



**See This Resource Used In  
Schools...**



---

**The Anatomy of a Pencil**

**AccessArt has over 850 resources to help develop and inspire your creative thinking, practice and teaching.**

**AccessArt welcomes artists, educators, teachers and parents both in the UK and overseas.**

**We believe everyone has the right to be creative and by working together and sharing ideas we can enable everyone to reach their creative potential.**

## **You May Also Like...**

**USING SKETCHBOOKS, DRAWING AND REFLECTIVE TOOLS IN THE 20TH CENTURY GALLERY**





# Beginner's Guide to Drawing Materials



## Drawing Insects with an H Pencil



---

**Conquering SATs Stress with**

# Seats

After two terms of sitting on the same blue chairs being taught (and taught very well!) the same curriculum, artist, Paula Briggs wanted to remind these year six children, that they were all individuals with different areas of skills and unique personalities and that they were all valued as such.

---

## Filling a Sketchbook: Ruler Drawings


### You May Also Like...

**Pathway: Exploring Form Through Drawing**



[This is featured in the 'Exploring Form Through Drawing' pathway](#)

**The drawing journey**



**See Drawing Projects for Children for more Drawing Exercises**



# Collage and Construction

---

## Drawing with a Ruler

### You May Also Like...

Pathway: Exploring Form Through Drawing




[This is featured in the 'Exploring Form Through Drawing' pathway](#)

Pathway: Stick Transformation project




[This is featured in the 'Stick Transformation Project' pathway](#)

**The drawing journey**



**See Drawing Projects for Children for more Drawing Exercises**



---

## **Inspired by Christo: Mixed Media Drawings**

---

## **Rowan: Clay Coiling Techniques to Make Penguins, Tweety Pie and a Dalek too!**

Artist led facilitation in a setting for adults with learning disabilities; Abi, Sarah and students show how they made clay birds using clay coiling techniques and with a plaster mould for the birds' bases.



---

## **How To Clay Play**

---

## **Painting the Light and the Dark...**

---

## **Show Me The Shadows**

---

## **Sculptural Birds in Flight by Teenage Makers**

In this workshop teenagers played with sculptural ideas around building form and mass, tension and scale by combining materials from Scrap Stores.

---

# **Brave Young Makers: Year Three Pupils at Ridgefield Primary Transform Materials into Birds and Insects**

This workshop presented year three pupils at Ridgefield Primary School with real design and making challenges as they worked to a brief to 'create birds and insects for their school tree'.