

Fruit and Veg Head

In this activity aimed at EYFS and SEND, pupils will have the opportunity to build faces on a fruit or vegetable. Learners will use their imaginations to create lots of different characters and facial expressions. This activity aims to promote the development of skills such as modelling, dexterity and creating narratives. It also provides children with the opportunity to learn about facial features in an interactive and tactile way.

[Join AccessArt](#) to watch the full video below.

	Please log in here to access full content.
Username	<input type="text"/>
Password	<input type="password"/>
	<input type="button" value="Login"/> <input checked="" type="checkbox"/> Remember me
	Forgot Password

To access all content, I would like to join as...

An Individual



Creative practitioners, educators, teachers, parents, learners...

[From £3.50](#)

An Organisation...



Schools, Colleges, Arts Organisations: Single and Multi-Users
From £42

AccessArt is a UK Charity and we believe everyone has the right to be creative. AccessArt provides inspiration to help us all reach our creative potential.

DALER 
ROWNEY



You May Also Like

egg box gargoyles



abstract face



Plasticine Models & Decorated Plinths



Recycled Baskets by Scarlett Rebecca

You May Also Like


paper bowls



explore paper weaving




recycled baubles



Session Recording: Exploring Modroc

You May Also Like...

**Pathway: Using Art To Explore Global
Issue**



[This is featured in the 'Using Art To Explore Global Issue' pathway](#)

Pathway: Festival feasts



[This is featured in the 'Festival Feasts' pathway](#)

Pathway: Telling Stories Through Drawing

and Making



[This is featured in the 'Telling Stories Through Drawing and Making' pathway](#)

Pathway: Drawing and Making Inspired by Illustrators



[This is featured in the 'Drawing and](#)

[Making Inspired by Illustrators' pathway](#)

accessart modroc resources



**Top Tips for Cardboard
Creations**

DALER 
ROWNEY



See This Resource Used In Schools...





You May Also Like

Creating a book world



World in a matchbox



Insect hotels



Pedagogy in 250 words: Making is hard



Prop Making for Toys



Transforming Objects



DALER 
ROWNEY

You May Also Like

Painting with Poster Paint




Collaging with Wax Crayon Rubbings



Prop making for toys



Repeat Pattern Printing Roller



Prop Making for Toys

DALER 
ROWNEY



You May Also Like...

Creating a book world



Pedagogy in 250 words: Making is hard



World in a matchbox



Top tips for cardboard creations



**Sculptural Environments
Inspired by Hockney**

See This Resource Used In Schools...





Making 2d & 3d Fashion Designs with Painted and Decorated Paper

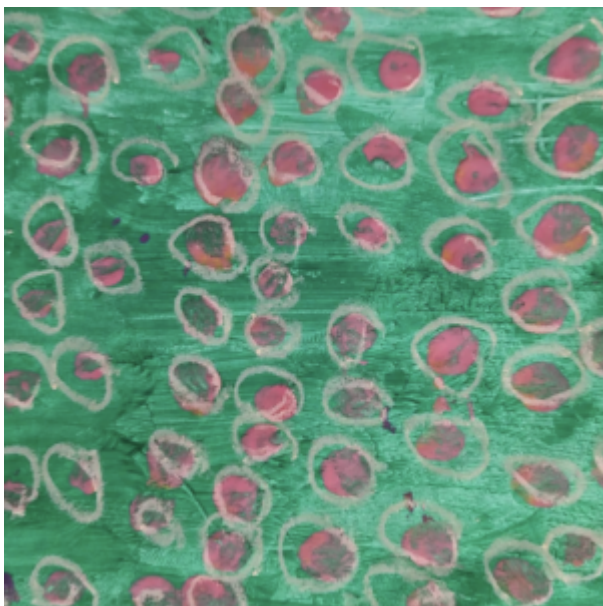
See This Resource Used In Schools...




















You May Also Like...

Pathway: Fashion Design



[This is featured in the 'Fashion Design' pathway](#)

Talking Points: Hormazd Narielwalla



Talking Points: Alice Fox



Talking Points: Tatyana Antoun



Talking Points: Rahul Mishra



Talking Points: Pyer Moss



Making a Treehouse

You May Also Like...

Pathway: Stick Transformation project



[This is featured in the 'Stick Transformation Project' pathway](#)

Talking Points: treehouses



Nests: Observational Ink Drawing

See This Resource Used In Schools...



You May Also Like...

Pathway: Sculpture, Structure,
Inventiveness & determination



[This is featured in the 'Sculpture, Structure, Inventiveness & Determination' pathway](#)

Talking Points: What can we learn from birds



Explore parallels between behaviour of birds and ourselves

Drawing source material: nests



A collection of imagery and sources which you can use to prompt drawing

Nests: Materials, Tools Testing and Sketchbooks

See This Resource Used In
Schools...



You May Also Like...

Pathway: Sculpture, Structure,
Inventiveness & determination



[This is featured in the 'Sculpture, Structure, Inventiveness & Determination' pathway](#)

Talking Points: What can we learn from birds



Drawing source material: nests



Dance and Drawing

Paint Your Corner Shop

See This Resource Used in Schools...





You May Also Like...

Pathway: Festival Feasts



[This is featured in the 'Festival Feasts' pathway](#)

Talking Points: Claes Oldenburg




Talking Points: Nicole Dyer



Talking Points: Lucia Hierro



Drawing source material: Food



Charcoal Cave

See This Resource Used In Schools...





You May Also Like...

Pathway: Gestural Drawing with charcoal



[This is featured in the 'Gestural Drawing with Charcoal' pathway](#)

Talking points: Edgar degas



Talking Points: What is Chiaroscuro?



Pathway: Cave Art



Session Recording: exploring Charcoal



**How Do We Look At
Contemporary Sculpture: Mel
Woo**

**How Do We Look At
Contemporary Sculpture:
Victoria Rotaru**

AccessArt's Prompt Cards for Making

You Might Also Like...

Pathway: Music and art



[This is featured in the 'Music and Art' pathway](#)

Pathway: Playful Making



[This resource is features in the 'Playful Making' pathway](#)


Manipulating Paper



Cardboard Sculptures



The Chair and Me



**Still Life Compositions:
Inspired by Cezanne**

What We Like About This Resource...

“This activity walks through a number of different processes and taps into multiple skills. This provides a rich exploratory project for children to fully immerse themselves in. Cezanne was the focus artist for this project, but other contemporary still life painters could be used as starter inspiration. We actually advocate showing the work of more than one artist as this builds knowledge of how approaches to painting, drawing etc differ. This also helps children move towards a personal response rather than creating a ‘copy’ of one particular artist’s work” – Rachel, AccessArt

You Might Also Like...

Pathway: Exploring Still Life



[This is featured in the 'Explore Still Life' pathway](#)

talking points: Flemish and Dutch Still Life Painters



Talking Points: Paul Cezanne



talking points: Contemporary still life



The Transformation Project

You May Also Like...



Transforming Cardboard with Andrea Butler

Artist Andrea Butler shows how to explore simple design and construction using cardboard and jewellery. [Read More](#)


Turkish Map Fold

What We Like About This Resource...

“This activity is a great example of how we can use paper as the focus of creativity. Often we use paper purely for drawing or painting on, but here, it is central to the activity itself. While these particular folded sculptures have their roots in Turkish culture, you could still deliver the activity if looking at things like Origami too, thus linking it across different cultures” – *Rachel, AccessArt*

You Might Also Like...

Puzzle Purses Part 1



Puzzle Purses Part 2



Paperback Figures

