

# Nests: With Dry and Wet Media

By [Mandy Barrett](#) and [Jo Blaker](#)

In this third of a series of three posts, Teacher Mandy Barrett and Artist Jo Blaker journey on a project that considers the materials and structures of nests. In this third post the class begin to refine their nest drawings using pencils, oil pastels and ink.

Click on the links to [post one: Materials, Tools, Testing and Sketchbooks](#) and [post two: Observational Ink Drawing](#).



---

	Please log in here to access full content.
--	--

Username	<input type="text"/>
Password	<input type="password"/>
	<input type="button" value="Login"/> <input checked="" type="checkbox"/> Remember me
	<a href="#">Forgot Password</a>

To access all content, I would like to join as...

**An Individual**



Creative practitioners, educators, teachers, parents, learners...

**From £3.50**

**An Organisation...**





Schools, Colleges, Arts Organisations: Single and Multi-Users  
[From £42](#)


***AccessArt is a UK Charity and we believe everyone has the right to be creative. AccessArt provides inspiration to help us all reach our creative potential.***

---


**See This Resource Used In**

# Schools...











# You May Also Like...

Pathway: Sculpture, Structure,  
Inventiveness & determination



[This is featured in the 'Sculpture, Structure, Inventiveness & Determination' pathway](#)

Talking Points: What can we learn from birds





**Drawing source material: nests**



---

**Nests: Observational Ink  
Drawing**

# See This Resource Used In Schools...




## You May Also Like...

Pathway: Sculpture, Structure,  
Inventiveness & determination



[This is featured in the 'Sculpture, Structure, Inventiveness & Determination' pathway](#)

**Talking Points: What can we learn from birds**



[Explore parallels between behaviour of birds and ourselves](#)



## Drawing source material: nests



[A collection of imagery and sources which you can use to prompt drawing](#)

---

## Dance and Drawing

---

**Exploring, Associating &  
Connecting – a Sketchbook  
Exercise**

---

# **Sketchbook Journey At Haslingfield Primary School**



---

## **Personalising a Sketchbook with Mark Making and Collage**

---

## **Water Soluble Felt-Tips With Complementary Colours**

**See How This Resource Is Used  
in Schools...**







**You May Also Like...**

**Pathway: Spirals**



[This resource is in the 'Spirals' pathway.](#)

the drawing journey



**Layered Colour Gestural Drawing**



---

# Mark Making & Sound: Part Three

You May Also Like...

[Mark Making & Sound: Part One](#)





## **Mark Making & Sound: Part Two**



## **Pathway: Music and art**



[This is featured in the 'Music and Art' pathway](#)

---


## **Mark Making & Sound: Part Two**

**You May Also Like...**

**Mark Making & Sound: Part One**



## Mark Making & Sound: Part Three



## Pathway: Music and art





[This is featured in the 'Music and Art' pathway](#)

---


**Mark Making & Sound: Part One**

**You May Also Like...**

**Mark Making & Sound: Part Two**



## **Mark Making & Sound: Part Three**



## **Pathway: Music and art**



[This is featured in the 'Music and Art' pathway](#)

**Drawing to a Slow Rhythm**



**Inspired by Miro**



## **Drawing to Music**



---

## **You And Me Make Tree**

---



**Making a Scroll Drawing**

---

**Walking and Drawing**

---

**Pastel and Rubber Chiaroscuro Drawings**

---

**Wall Drawings with Tape**

---

**Drawing in the Dark:  
Developing a Visual Language**

---

# Three Approaches to Drawing

Melissa Pierce Murray proposes three approaches to challenge habitual ways of drawing by expanding the repertoire of marks and approaches.

---

## The Other End Of The Line