

Life Drawing: Using Tone by Hester Berry

[By Hester Berry](#)

Tone

In drawing, tone involves shading to give your picture a sense of definition and volume. Tone will make a line drawing look more developed. We tend to see the things around us as tonal values rather than outlines, so learning to draw using tone is very useful for representing our world.



Ink on paper by Hester Berry

	Please log in here to access full content.
Username	<input type="text"/>
Password	<input type="password"/>
	<input type="button" value="Login"/> <input checked="" type="checkbox"/> Remember me
	Forgot Password

To access all content, I would like to join as...

An Individual



Creative practitioners, educators, teachers, parents, learners...

[From £3.50](#)

An Organisation...



Schools, Colleges, Arts Organisations: Single and Multi-Users
From £42

AccessArt is a UK Charity and we believe everyone has the right to be creative. AccessArt provides inspiration to help us all reach our creative potential.

Windy Day Drawing: What was it really all about?

Bold Autumn Still Life

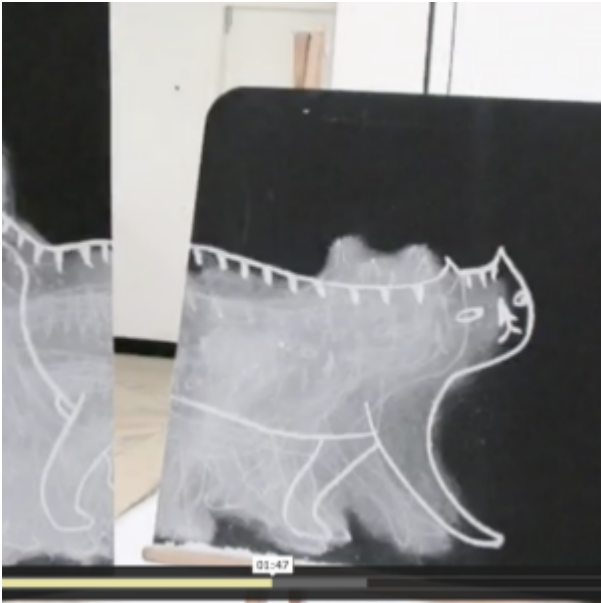
Teenagers engaged in creating bold still life drawings

Introduction to Life Drawing with Hester Berry

Year 3 & 4 Making Club: Animating Articulated Beasts

You May Also Like...

Talking points: Making drawings move



Talking Points: paper cut puppets



Talking Points: Lauren child



Talking Points: Lotte reiniger



Show Me The Shadows

Year 3 & 4 Making Club: Articulated Beasts

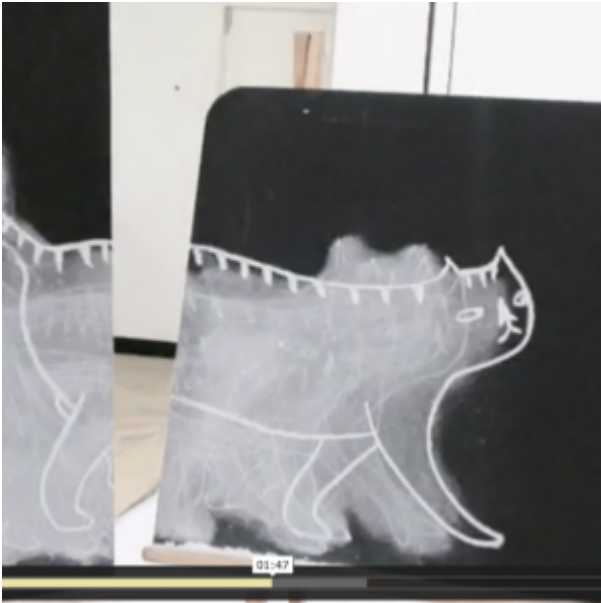
You May Also Like...

Pathway: Making Animated Drawings



[This is featured in the 'Making Animated Drawings' pathway](#)

Talking points: Making drawings move



Talking Points: paper cut puppets



Talking Points: Lauren child



Talking Points: Lotte reiniger



**Articulated and Animated
Drawings by Teenagers at**


AccessArt's Experimental Drawing Class

A simple project to teach how to make an articulated drawing with only very basic materials.

“Flock” at Prospect House School, Inspired by Veronica Lindsay-Addy

You May Also Like...

Visual Arts Planning Collections: Birds



Swoop



How To Make an Origami Bird



Printing at Battyeford

Primary, Inspired by Hester Cox

Illustrating 'The Jabberwocky'

In this resource, AccessArt contributor Eleanor Somerset, illustrates how she worked with a group of 7-10 year old pupils and another of 10-15 year old budding artists, at the Little Art Studio in Sheffield, on a series of workshops to illustrate Lewis Carroll's The Jabberwocky.

Making Sea Sculptures at Culford School, Suffolk

Artists Andrea Butler and Sheila Ceccarelli inspire year three pupils to invent their own sculptural sea creatures using simple wrapping and binding techniques with scrap store materials.

Teenagers Make Prompts to Overcome White Page Syndrome

Fabulously inspired teenagers at AccessArt's Experimental Drawing Class made prompts to help each other overcome the 'white page syndrome'.

Painting the Storm, at Bourn Primary Academy

Wax Resist with Coloured Inks and Sgraffito on Foamboard

Chimera – A Drawing Workshop with Eleanor Somerset

You May Also Like...

Visual Arts Planning Collections:
Literacy



Wax Resist with Coloured Inks and
Sgraffito on Foamboard



Chimera Drawings into Beautiful

Terracotta Tiles



Street Drawing: Exploring Vanishing Points with Masking Tape


Dragons & Birds in Eggs: Hidden and Revealed

You May Also Like...

Visual Arts Planning Collections: Birds




monoprinting with carbon copy paper



Houses from Around the World: International Day at Monkfield Primary School

See This Resource Used In
Schools...







Inspired by Google Earth: Drawing