

# Drawing Spirals

AccessArt uses this exercise frequently with both adults and children as a warm-up/ice breaker to a drawing workshop. As well as getting participants to start making marks on the paper without worry or mental blocks, this simple exercise aims to introduce participants to the idea that drawing and mark making might come not only from the finger tips and wrist, but also from the finger tip, wrist, elbow, shoulder and whole body.



---

	<b>Please log in here to access full content.</b>	
Username	<input type="text"/>	<input type="text"/>

Password	<input type="text"/>
	<input type="button" value="Login"/> <input checked="" type="checkbox"/> Remember me
	<a href="#">Forgot Password</a>

To access all content, I would like to join as...

**An Individual**



Creative practitioners, educators, teachers, parents, learners...

From £3.50

**An Organisation...**



Schools, Colleges, Arts Organisations: Single and Multi-Users  
[From £42](#)



***AccessArt is a UK Charity and we believe everyone has the right to be creative. AccessArt provides inspiration to help us all reach our creative potential.***

---

**See How This Resource Is Used**



# in Schools...



# You May Also Like...

## Pathway: Spirals



[Featured in the 'Spirals Pathway'](#)

## Talking Points: Molly Hausland



**The ancient art of kolam**



---

## Drawing with a Ruler

You May Also Like...

Pathway: Exploring Form Through Drawing




[This is featured in the 'Exploring Form Through Drawing' pathway](#)

**Pathway: Stick Transformation project**




[This is featured in the 'Stick Transformation Project' pathway](#)

**The drawing journey**



See **Drawing Projects for Children** for more **Drawing Exercises**



## **Developing Sketchbook Work with Pink Pig Sketchbooks**

**Find more drawing and making ideas!**





[Drawing Projects for Children and Make, Build, Create. Blackdog Publishing 2015/2016](#)

---

**Drawing Outside & Never-Ending Landscapes**

---

**Our River – Year Five Pupils Build a Communal Drawing in**

# Four Steps

---

## Year Three Pupils Explore Stencils, Composition and Expressive Mark Making with Oil Pastels

### You May Also Like...

Pathway: working with shape and colour



[This is featured in the 'Working with Shape and Colour' pathway](#)

## Talking Points: Henri Matisse Cut Outs



## Talking Points: Romare Bearden

...**What** I have tried  
to do in my collages is  
bring the Afro American  
experience into art and  
**GIVE IT A  
UNIVERSAL  
DIMENSION.**

---

**Linking Flock Together to**

# **your Curriculum: Key Stage 1 – 3**

---

## **Using Monoprinting and Sketchbooks to Explore GCSE English Literature Poetry**

A session for teenagers exploring how a hands on creative activities might engage students in their revision, and how monoprinting and sketchbook processes might aid a personal connection to the poetry text.

---

## **Doppelganger Drawing**

---

## **Drawing for Science, Invention & Discovery Even If You Can't Draw by Paul Carney**



---

**Visualisation Drawing**

---

**Adaptation Drawing**

---

**Trial and Error Drawing**

---

**Methodical Drawing**

---

**Serendipity Drawing**

---

**Simple Easter Sketchbook**

---

# **Playing with tape, projectors, Wicky Sticks and so much more!**

Accessible approaches for collaborative drawing with visually impaired students with Sara Dudman and Debbie Locke at the Thelma Hulbert Gallery in Devon

---

# **Water and Rock: Teenagers explore building drawings with graphite and modroc**

Teenagers look at pieces of chalk and flint and explore the physicality of rocks and geological processes with graphite and plaster.

---

# **Year 3 & 4 Making Club: Animal Parade – Week One**

To use our Carnival Mask Template to create animal masks for an Animal Parade at the end of this half term.

---

# Drawing Flames

Teenagers are led on several guided drawing exercises exploring mark making to the rhythm of a burning flame.