

# Responding to Place by Claire Louise Mather

A **40 Artist Educator** Resource:  
Be Inspired by  
Claire Louise Mather



Collaged landmarks of Oldham ready for display at St Thomas C of England Primary School, Oldham

Artist Claire Louise Mather works with primary children to create an artistic response to the place in which they live, using drawing, collage and stitch.

This project was shared with AccessArt as part of the [40 Artist Educator Project](#), funded by Arts Council England,

aiming to highlight and celebrate artist-led teaching and facilitation.

---

## Responding to Place by Claire Louise Mather

### Activity Overview

My aim for the project was to help pupils at [St Thomas C of E Primary School, Oldham](#) in Lancashire to create a visual interpretation of their town and its buildings, some of which pupils were familiar with but as was often the case, that they didn't know the names or any history about.

This project was aimed at encouraging children to work collaboratively with other age groups through a series of workshops. Using individual, paired and small groups, pupils produced a variety of artwork of a mixed media based nature, inspired by their surrounding area and local heritage.

---

	<b>Please log in here to access full content.</b>
Username	<input type="text"/>
Password	<input type="password"/>
	<input type="button" value="Login"/> <input checked="" type="checkbox"/> Remember me
	<a href="#">Forgot Password</a>

**To access all content, I would like to join as...**

**An Individual**



Creative practitioners, educators, teachers, parents, learners...

[From £3.50](#)

**An Organisation...**



Schools, Colleges, Arts Organisations: Single and Multi-Users  
**From £42**

***AccessArt is a UK Charity and we believe everyone has the right to be creative. AccessArt provides inspiration to help us all reach our creative potential.***

---

---

# Creating and Drawing an Art Installation

---

## Nest

See This Resource Used in Schools...







## You May Also Like...


Pathway: Sculpture, Structure,  
Inventiveness & determination





[This is featured in the 'Sculpture, Structure, Inventiveness & Determination' pathway](#)

**Talking Points: What can we learn from birds**



**Drawing source material: nests**



---



**Working Collaboratively in  
School: Cell Design by Karen  
Wicks**


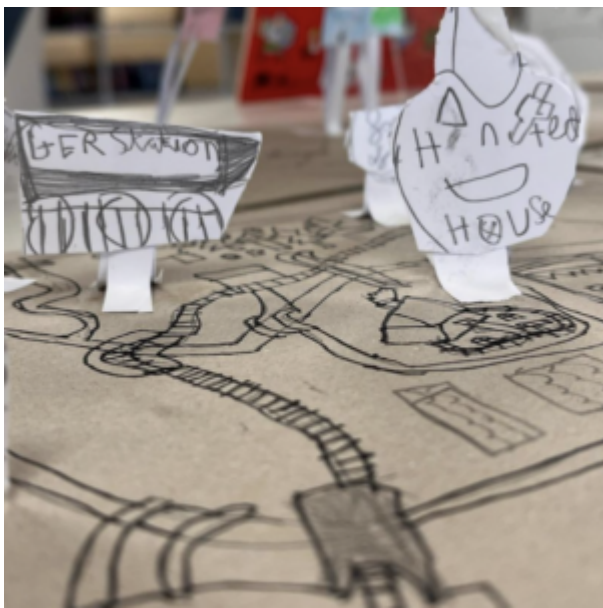
---

**3-D Visual Maps for Children**

**See the Resource Used in  
Schools...**







# You May Also Like...

## Pathway: Typography and Maps



[This is featured in the 'Typography and Maps' pathway](#)

## Talking Points: What is Typography?



## Talking Points: Louise Fili




## Talking Points: Chris Kenny



## Talking Points: Grayson Perrys 'Map of Days'



## Talking Points: Hogwarts' Maps



## Talking Points: Paula Sher




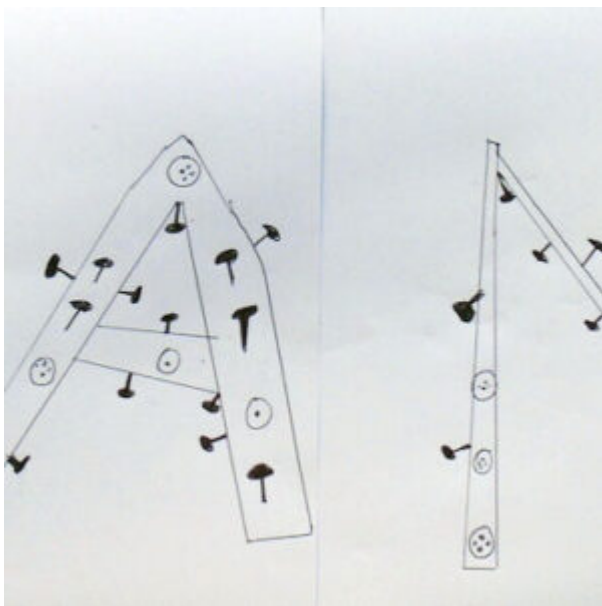



---

# Typography for Children

See the Resource Used in Schools...









## You May Also Like...

Pathway: Typography and Maps




[This is featured in the 'Typography and Maps' pathway](#)

Talking Points: What is typography?



## Talking Points: Louise Fili



---

## Relief Printing and Plaster Casting with Ursula Kelly

---

# **In-Depth Drawing Experience for Teenagers by Betsy Dadd**

---


**Inspired by Miro – Collage,  
Automatic Drawing, &  
Sculpture**

**You May Also Like....**

**Visual Arts Planning Collections:  
Cardboard and paper**



## **CARDBOARD ENGINEERING CHALLENGE**



## **AN INTRODUCTION TO SCULPTURE**



---

**Woodland Exploration by**

**Caroline Wendling & Deborah  
Wilenski**


---

**Hedgerow Art by Sara Dudman**

**See This Resource Used In  
Schools...**











---

# Looking, Talking and Celebrating

Teenagers from AccessArt's Experimental Drawing Class for Teenagers enjoy reflecting on their work and sharing it with friends and family.

---

# Drawing with Wire: The Polymeric Approach by Julie de Bastion

## You May Also Like...


Visual Arts Planning Collections:  
Literacy



Accessart wire resources



**drawing with wire**



---

## **Drawing on Pebbles to Make Treasured Fossils**

Using a variety of drawing media on a variety of found surfaces to create a collection of fossils. [Full AccessArt](#)

[Members Only](#)

---

## Using Pastels to Capture Texture

Using soft pastel and graphite in an intuitive way to capture a sense of texture. [Full AccessArt Members Only](#)

---

## Sculptural Pots

---

## Scraperboard Lookalikes

## Woodcut

Making simple scraper board drawings with oil pastel and acrylic paint, which take on the appearance of woodcuts. [Full AccessArt Members Only](#)

---

# “Light Bulb Art” with Sharon Gale

---

## Drawing Materials Sample Cards

Drawing project to create sample drawing material cards which can be used for future reference and inspiration. [Full AccessArt Members Only](#)

---

## Painting on Plaster, Inspired by Vincent Van Gogh

Beautifully illustrated resource which introduces still life via an unusual combination of materials: plaster, oil pastel, graphite and linseed oil.