

# **Bold Autumn Still Life**

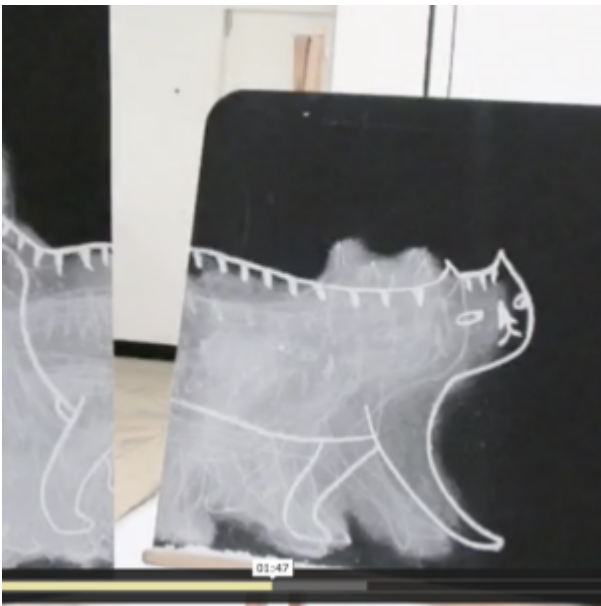
Teenagers engaged in creating bold still life drawings

---

## **Year 3 & 4 Making Club: Animating Articulated Beasts**

### **You May Also Like...**

**Talking points: Making drawings move**



**Talking Points: paper cut puppets**



**Talking Points: Lauren child**



**Talking Points: Lotte reiniger**



---

## Show Me The Shadows

---

# Articulated and Animated Drawings by Teenagers at AccessArt's Experimental Drawing Class

A simple project to teach how to make an articulated drawing with only very basic materials.

---

# **“Flock” at Prospect House School, Inspired by Veronica Lindsay-Addy**

**You May Also Like...**

**Visual Arts Planning Collections: Birds**



**Swoop**



## How To Make an Origami Bird



---

**Printing at Battyeford  
Primary, Inspired by Hester**

# Cox

---

## **Illustrating 'The Jabberwocky'**

In this resource, AccessArt contributor Eleanor Somerset, illustrates how she worked with a group of 7-10 year old pupils and another of 10-15 year old budding artists, at the Little Art Studio in Sheffield, on a series of workshops to illustrate Lewis Carroll's The Jabberwocky.

---

## **Painting the Storm, at Bourn Primary Academy**

## **Wax Resist with Coloured Inks and Sgraffito on Foamboard**

---

# Chimera – A Drawing Workshop with Eleanor Somerset

## You May Also Like...

Visual Arts Planning Collections:  
Literacy



Wax Resist with Coloured Inks and  
Sgraffito on Foamboard





**Chimera Drawings into Beautiful Terracotta Tiles**



---

**Dragons & Birds in Eggs:**




# Hidden and Revealed

## You May Also Like...

Visual Arts Planning Collections: Birds



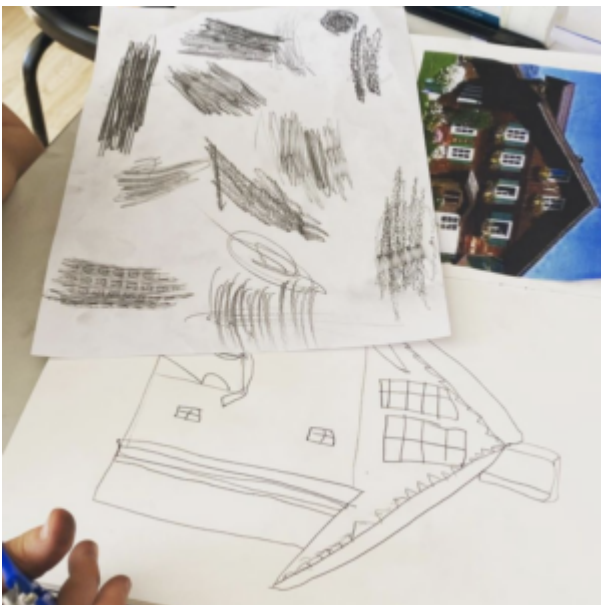
monoprinting with carbon copy paper

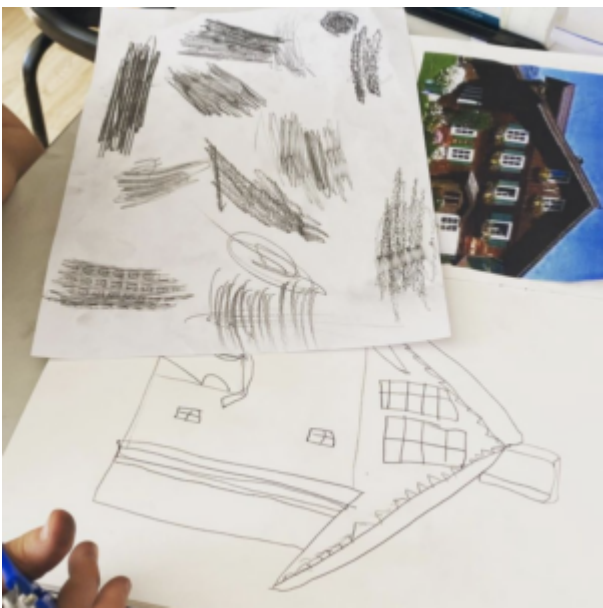


---

# Houses from Around the World: International Day at Monkfield Primary School

## See This Resource Used In Schools...







---

## Flat Yet Sculptural? Drawing, Collage, Construction

Following on from using the grid method to scale up simple drawings, children worked on collage and construction to transform their drawings into sculptures.

---

# **‘Pouncing’: A Simple Technique to Transfer Patterns onto Plaster Tablets**

---

## **How to Make a Tessellated Design**

### **You May Also Like...**

**Pathway: Exploring pattern**





[This is featured in the 'Exploring Pattern' pathway](#)

Talking points: Andy Gilmore



---

**Making Drawings using a Lightbox**

---

**Exploring Portraits with Eleanor Somerset**

# You May Also Like...

Visual Arts Planning Collections:  
Portraits



Egg Box Gargoyles



fruit inspired clay tiles





---

# **A Cheerful Orchestra and Other Ideas for Drawing Music by Hannah Coulson**

**You May Also Like...**

**Pathway: Music and art**



[This is featured in the 'Music and Art' pathway](#)

**talking points: wassily Kandinsky**



**drawing source material: orchestras**



---

**Painting on Glass**

---

**Shrinkle Spaces**