

# Adapting AccessArt: Egypt in Ink

By Jennifer Connor

In the '[Adapting AccessArt](#)' series, we will be spotlighting teachers who have used AccessArt resources to develop their own pathways.

In this resource, Jennifer Connor, Teacher at Mitcheldean Endowed Primary School, shares with us an adaptation of the [Exploring Still Life](#) pathway to create links with a curriculum topic on Ancient Egypt. This adaptation takes place over 4 sessions. Read on to find out how Jennifer facilitated an exploration of drawing and combined it with an historical focus.



---

	<b>Please log in here to access full content.</b>
Username	<input type="text"/>
Password	<input type="password"/>
	<input type="button" value="Login"/> <input checked="" type="checkbox"/> Remember me
	<a href="#">Forgot Password</a>

**To access all content, I would like to join as...**

**An Individual**



Creative practitioners, educators, teachers, parents, learners...

**From £3.50**



## An Organisation...



Schools, Colleges, Arts Organisations: Single and Multi-Users  
From £42

***AccessArt is a UK Charity and we believe everyone has the right to be creative. AccessArt provides inspiration to help us all reach our creative potential.***

---

# See This Resource Used In Schools...











**You May Also Like...**

**Graphite**



**ink**



**Graphic inky still life**



---

**Magic Caring Box**

---



# Adapting AccessArt: Making Birds Pathway for Pupils With Special Educational Needs

## You May Also Like...


### Pathway: Making Birds



### Flying Minpin Birds



## Visual Arts Planning: Birds




---

## Adapting AccessArt: Woodland Creatures

# You May Also Like

Session Recording: Adapting AccessArt



Drawing Fish with Pen, Pencil and Watercolour



the geometry of chickens





---

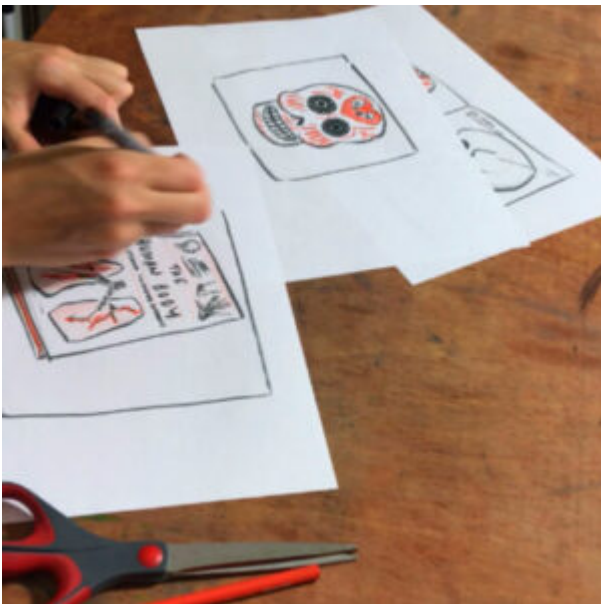
# **Adapting AccessArt: Telling Stories**

## **You May Also Like**

**Session Recording: Adapting AccessArt**



### 3 panel challenge



### Creating Comics inspired by museum collections



---

## **Expressive Charcoal Collage: Coal Mines**

**See This Resource Used in  
Schools...**






# You May Also Like

charcoal cave



introduction to charcoal



**Pathway: An Exploration of Coal Mining,  
Inspired By Henry Moore**



---

# Alternative Fashion

## You Might Also Like...

2d and 3d Fashion Designs using Painted Paper





## Barbie and Ken Transformation



## Puppets Inspired by Historical Paintings



---

## Coat-hanger Shells

# You Might Also Like...

## Drawing and Making Flowers



## Painted and Sculptural Plant Pots



## Drawing Insects with Wire



---

# Introduction to Ink

## You May Also Like


Graphic inky still life



## See Three Shapes



see all ink resources



---

**Collecting,**

**Arranging,**



**Drawing**

**DALER**   
**ROWNEY**



**You May Also Like...**

## Finding circles



## Shells: Observational and imaginative drawing



## Still Life Compositions



---

# Introduction to Colour Pencils

---

## Painting with Poster Paint

“I really like how this resource provides lots of interesting and exciting ways for poster paint to be used. It combines observational drawing and painting with more abstract pattern providing a breadth of exploration. Giving learners the opportunity to explore the properties of poster paint as well as seeing how it responds to different materials will help to nurture imaginations as well as providing support for the development of basic skillsets.” – Rachel, AccessArt

---

# Drawing with Soft Pencils



**DALER**   
**ROWNEY**



# You May Also Like

**Shells: Observational and Imaginative Drawing**



**All graphite resources**



**introduction to graphite**



---

## Explore Wax Crayon

**DALER**   
**ROWNEY**



## **You May Also Like...**

**Collaging with Wax Crayon Rubbings**



**Red to Green: Wax Resist and Scraffito**



## **Autumn Floor Textiles**



## **Explorer's Books: Collecting Colour**





---

## Collaging with Wax Crayon Rubbings

**DALER**   
**ROWNEY**



## **You May Also Like...**


### **Transforming Objects**



### **Autumn Floor Textiles**



## Imaginary landscapes



---

## Exploring A Midsummer Night's Dream: Recounting the Story

---

**Exploring A Midsummer Night's  
Dream: Making Magic Spells**

---

**Exploring A Midsummer Night's  
Dream: Creating a Forest  
Collage Part Two**

---

**Exploring A Midsummer Night's  
Dream: Creating a Forest  
Collage Part One**

---

**Exploring A Midsummer Night's  
Dream: Costume Design for**



# Bottom

See This Resource Used in Schools...



