

Henry Moore's Shelter Drawings

This resource shares how schools might use Henry Moore's Shelter Drawings to inspire creativity in the classroom. [See this resource as part of a pathway for use in schools here.](#)

The Shelter Drawings can be used to:

- Develop visual literacy skills
- Explore watercolour, ink and wax resist
- Explore how to convey form in drawings by using contour lines
- Explore Chiaroscuro (light / dark) to convey mood
- Explore perspective to build sense of claustrophobia / confinement
- Explore themes of shelter, confinement, safety, being trapped

Context & Background



Tentoonstelling beeldhouwwerken Sonsbeek Arnhem. Family Group (Henry Moore), Bestanddeelnr 905-1531.jpg

Henry Moore was a sculptor and draughtsman.

When introducing his drawings to children, it's important to remember the fact that he was a sculptor - his drawings have a characteristic "sculptural" feel. Understanding this will help children explore how they convey form in their own drawings. Moore's sculptures were monumental, inhabiting the landscape, but his studio was full of small maquettes (models) inspired by fist sized pieces of flint and bone. Even his drawings of these small objects feel "sculptural" and solid.



Three Reclining Figures 1975 HMF 75(8) watercolour wash, charcoal, chalk, gouache on blotting paper 263 x 217mm photo: The Henry Moore Foundation archive, Michel Muller. Reproduced by kind permission of the Henry Moore Foundation

The Shelter Drawings



Row of Sleepers 1986 by Henry Moore. Reproduced by the Henry Moore Foundation

Some records say Moore made his shelter drawings after taking shelter one night in 1940 in Belsize underground station, when Moore was fascinated by the families camping out underground. Other records say Moore took many underground journeys and saw the figures in the platforms as the trains passed by.

Returning to his studio, the Shelter Drawings were often made

from his memory of the experience. The images capture feelings of confinement and claustrophobia; the figures are anonymous but relationships between figures are clear. The figures in the underground, often seated or reclining, also reminded Moore of his sculptures.

See the clip above at 10 minutes 30 seconds for images of Moore making his Shelter Drawings

[See this resource as part of a pathway for use in schools here.](#)

This is a sample of a resource created by UK Charity AccessArt. We have over 850 resources to help develop and inspire your creative thinking, practice and teaching.

AccessArt welcomes artists, educators, teachers and parents both in the UK and overseas.

We believe everyone has the right to be creative and by working together and sharing ideas we can enable everyone to reach their creative potential.

You May Also Like...

Pathway: Exploring Form Through Drawing



[This is featured in the 'Exploring Form Through Drawing' pathway](#)

Watercolour Washes Inspired by the Tapestries of Henry Moore



The Art Of Zines

You Might Also Like...

Pathway: Print & Activism

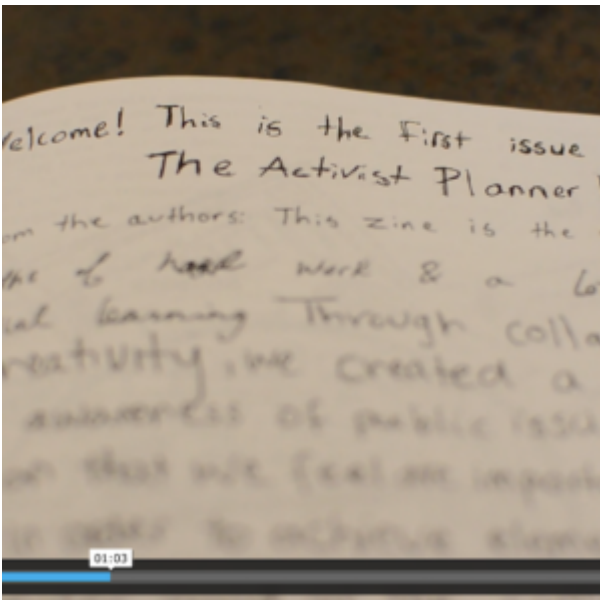


[This is featured in the 'Print & Activism' pathway](#)

Talking Points: Luba Lukova




Talking Points: What is a Zine?



Making Large Scale, Screenprinted, Collaged, Co-Created Campaign Posters!



Making an Artist's Book



Book Artists



Mark Making & Sound: Part Three

You May Also Like...

[Mark Making & Sound: Part One](#)



Mark Making & Sound: Part Two



Pathway: Music and art



[This is featured in the 'Music and Art' pathway](#)

What Are Drawing Skills?

**Drawing Inspired by Elements:
Making Structure**

You May Also Like...


Nests: With Dry and Wet Material



Building Nests



Developing a Drawing Through Exploration of Drawing Media



Drawing Inspired by Elements: Drawing Fire

You May Also Like...

Drawing flames



Candlelit Still Life



Lightbulb Art



Sketchbooks in Schools Evaluation Report

Shy Drawing, Loud Drawing PDF Download

Think creatively about how you make a drawing. [Full AccessArt Members Only](#)

Draw PDF Download

AccessArt's most popular PDF download! Creative and accessible drawing ideas for all ages, all abilities. [Full AccessArt Members Only](#)