

Making a Ruler Drawing (of a Bag)

By [Paula Briggs](#)

This resource demonstrates how a ruler or straight edge can be used to make a drawing. In this example, we use this method to help us make drawings of bags, exploring their structure and detail through straight line mark-making. The video is suitable for ages 10 and upwards.

	Please log in here to access full content.	
Username	<input type="text"/>	
Password	<input type="password"/>	
	<input type="button" value="Login"/>	<input checked="" type="checkbox"/> Remember me
	Forgot Password	

To access all content, I would like to join as...

An Individual



Creative practitioners, educators, teachers, parents, learners...

[From £3.50](#)

An Organisation...



Schools, Colleges, Arts Organisations: Single and Multi-Users
From £42

AccessArt is a UK Charity and we believe everyone has the right to be creative. AccessArt provides inspiration to help us all reach our creative potential.

Drawing from Life with Lance Richardson: 3 Sketchbook Exercises

You May Also Like

Drawing From Life: How Artists Use Sketchbooks



The Sketchbook Journey



Video enabled resources: Sketchbooks



**Session Recording: Exploring
Line Weight**

**Session Recording: Exploring
Charcoal**

**Session Recording: Finding
Marks Made by Artists**

**Using Sketchbooks to Make
Visual Notes**

**See This Resource Used In
Schools**

















the creates her art in a studio in Tokyo in Japan

A Visual Poetry Zine with Monotype

Use monoprint, paint and collage to create zines inspired by poetry.

Dance and Drawing

Exploring, Associating & Connecting – a Sketchbook Exercise

Movement Maps

Finding Marks Through Drawings Made by Artists

See This Resource Used In Schools





You May Also Like...

Pathway: Typography and Maps



[This is featured in the 'Typography and Maps' pathway](#)

Pathway: Cloth, thread, paint



[This is featured in the 'Cloth, Thread, Paint' pathway](#)

Session Recording: Finding Marks Made by Artists

The screenshot shows a website page with the following elements:

- Header:** "Developing Mark Making Skills - Drawing Exercise" and "Sharing Visual Arts Inspiration".
- Navigation:** "HOME", "1000+ VISUAL ARTS RESOURCES", "AREAS OF EXPERTISE", "I AM...", "JOIN ASSISTANT".
- Article Title:** "Finding Marks Through Drawings Made by Artists".
- Author:** "By Paula Briggs".
- Text:** "This resource shares a way to introduce learners to the diversity of mark making at their disposal when making drawings. By deconstructing drawings made by artists, we can begin to build our own vocabulary of marks, and start to make our own creative decisions about when to use a certain mark in a particular context, and understand how the marks we choose will affect the final drawings."
- Image:** A drawing of two birds, possibly terns, standing in a field with vertical lines in the background.
- Hashtag:** "#Inspire".
- Text:** "Inspired by our resources? Media using @inspirevisually @facebook and @twitter @instagram & quite the list! Thank you!"
- Form:** "FIND RESOURCES ABOUT." with a search input field.
- Membership:** "MEMBERSHIP" with buttons for "Register for" and "Join Access".

Mark Making & Sound: Part Three

You May Also Like...

Mark Making & Sound: Part One



Mark Making & Sound: Part Two



Pathway: Music and art



[This is featured in the 'Music and Art' pathway](#)


Mark Making & Sound: Part Two

You May Also Like...

Mark Making & Sound: Part One



Mark Making & Sound: Part Three



Pathway: Music and art



[This is featured in the 'Music and Art' pathway](#)


Mark Making & Sound: Part One

You May Also Like...

Mark Making & Sound: Part Two



Mark Making & Sound: Part Three



Pathway: Music and art



[This is featured in the 'Music and Art' pathway](#)

Drawing to a Slow Rhythm



Inspired by Miro



Drawing to Music



Foreshortened Sketches


Wall Drawings with Tape

Classical Inks

Composite Still Life Studies in Candlelight

Filling a Sketchbook: Sketchbook Exercises

What is a Canvas?




Making drawings which compete with the background

Making a Charcoal Animation




Inspired by the animations of William Kentridge

Making Ruler Drawings



Using 2 grades of pencil and only straight lines

Drawing Brushes with Charcoal



Using varied marks to capture the qualities of brushes

Many thanks to Pink Pig International for the sketchbooks

