


Trace Monotype

By [Tobi Meuwissen](#)

In this post you will find out how you can facilitate a lesson on trace monotype. This activity is an exciting way to introduce form through light and dark, as well as being a fun exploration of how different mark making objects interact with printing ink.



	Please log in here to access full content.	
Username		<input type="text"/>
Password		<input type="password"/>

	<input type="button" value="Login"/> <input checked="" type="checkbox"/> Remember me
	Forgot Password

To access all content, I would like to join as...

An Individual



Creative practitioners, educators, teachers, parents, learners...

From £3.50

An Organisation...




Schools, Colleges, Arts Organisations: Single and Multi-Users
From £42

AccessArt is a UK Charity and we believe everyone has the right to be creative. AccessArt provides inspiration to help us all reach our creative potential.

You May Also Like...

Pathway: Exploring the world through mono print



[This is featured in the 'Exploring The World Through Mono print' pathway](#)

Talking Points: Xgaoc'o Xare



Video enabled monoprint resources



Light-field Monotype

**Light-field Monotype with
Acrylic Paint**



Dark-Field Monotype: Masking

Dark-field Monotype

Cut Out Typography

See the Resource Used in Schools...









You May Also Like...

Pathway: Typography and Maps



[This is featured in the 'Typography and Maps' pathway](#)

Talking Points: What is typography?



Talking Points: Louise Fili



Screen Printing In The Classroom

See the Pathway Used in Schools...



You May Also Like...

Pathway: working with shape and colour



[This is featured in the 'Working with Shape and Colour' pathway](#)

Pathway: Print & Activism



[This is featured in the 'Print & Activism' pathway](#)

Talking Points: What is a Screenprint?



What Is Sculpture?

You May Also Like...

Pathway: Playful Making



[Featured in the 'Playful Making' pathway](#)

Pathway: Making Birds



[This is featured in the 'Making Birds' pathway](#)

Talking Points: Introduction to Sculpture



Basic and Budget Friendly Art Materials for Primary Schools

To The Thames Barrier And Beyond

Workshop Season in Review

Introduction to Charcoal

World War 1 And The Work Of Paul Nash

See This Resource Used In Schools...







Green Thumbs

**Which Artists: Andrew
Amondson**

Which Artists: Tatyana Antoun

**What We Like About This
Resource...**

“The research phase of a creative project can be presented in many different ways, and can even be an art form in itself. Here, Tatyana demonstrates how her sketchbooks became a medium through which she expressed her thoughts, refined her ideas and explored materials. We believe sketchbooks to be a powerful tool for children to take ownership of their ideas and travel on their own creative journey, without necessarily knowing the destination. Take a look at our [sketchbook journey](#) for more sketchbook inspiration” – Rachel, AccessArt.


You Might Also Like...



Sketchbooks and Thinking Skills



Sketchbooks for Designers – an Introduction for Children



[Using Sketchbooks to Take Ownership of Ideas](#)

Which Artists: Merlin Evans

What We Love About This Resource...

So often, we hear talk of the distinction between science and art, and no more so when teenagers proceed through their education and they are encouraged to choose one route or another. In reality, creative thinking helps scientific understanding and a scientific approach can inform and inspire art.

It's so refreshing to read and see Merlin's experience and understand how she works between these two areas – in her words *“mixing subjects, and seeing how they work and intersect is where inventions take place!”*

We also love the way her work embraces the *felt* world of being human, as well as the *known* world. We're sure many young people will find Merlin's work of interest and reassuring when they are pressured to choose *“art or science”*.

You May Also Like...

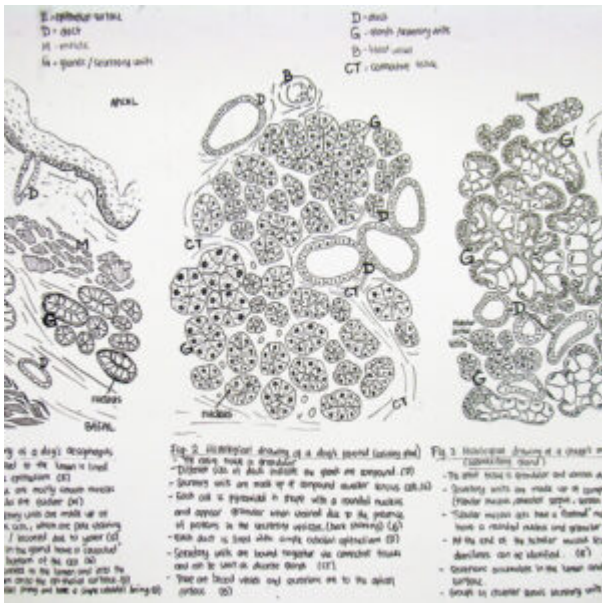
Drawing for Learning



[Dr Fay Penrose, PhD, PGCert, SFHEA, BA\(Hons\) Senior Lecturer in Veterinary Anatomy and Head of First Year in Veterinary Science, University of](#)


Liverpool, explores why visual and tactile literacy and manual dexterity skills are important in the STEM subjects in higher education.

Drawing as a Way of Understanding



Fay Penrose, Lecturer in Veterinary Biology at The Veterinary School at University of Liverpool, who shares her work in introducing drawing as a way of checking understanding of complex subjects. This methodology would be very transferable to a number of subject areas in schools.

Drawing as a Way of Understanding



Resource by Andrea Butler sharing her process of making drawings whilst walking. “I wanted to develop a way of drawing that captured my sensory and visual experiences as I moved through the landscape.”

Exploring, Associating & Connecting – a Sketchbook Exercise

Home Made Inks

**Printmaking By Scarlett
Rebecca**