

Hedgerow Art by Sara Dudman

A **40 Artist Educator** Resource: Be Inspired by Sara Dudman



Artist Educator Sara Dudman shares a beautifully illustrated resource in which she enables teenagers to work together to create hedgerow-inspired drawings and paintings.

This project was shared with AccessArt as part of the [40 Artist Educator Project](#), funded by Arts Council England, aiming to highlight and celebrate artist-led teaching and facilitation.

Along the Hedgerow by Sara Dudman

"Loosening up and enjoying using colour and paint is central to this activity's aims. This resource provides examples, inspiration and support for creating long collaborative, scroll-style, hedgerow paintings based on drawings and sketches taken on a walk outside and responding to the local environment.

	Please log in here to access full content.
Username	<input type="text"/>
Password	<input type="password"/>
	<input type="button" value="Login"/> <input checked="" type="checkbox"/> Remember me
	Forgot Password

To access all content, I would like to join as...

An Individual



Creative practitioners, educators, teachers, parents, learners...

[From £3.50](#)

An Organisation...



Schools, Colleges, Arts Organisations: Single and Multi-Users
[From £42](#)

AccessArt is a UK Charity and we believe everyone has the right to be creative. AccessArt provides inspiration to help us all reach our creative potential.

See This Resource Used In

Schools...







Looking, Talking and Celebrating

Teenagers from AccessArt's Experimental Drawing Class for Teenagers enjoy reflecting on their work and sharing it with friends and family.

Self Portraiture Photography by Anna Linch

Making Metal Badges by Maria Whetman

Exploring Cyanotype by Maru Rojas

Drawing with Wire: The Polymeric Approach by Julie de Bastion

You May Also Like...


Visual Arts Planning Collections:
Literacy



Accessart wire resources



drawing with wire



Drawing on Pebbles to Make Treasured Fossils

Using a variety of drawing media on a variety of found surfaces to create a collection of fossils. [Full AccessArt](#)

[Members Only](#)

How to Run a Life Drawing Class by Hester Berry

Using Pastels to Capture Texture

Using soft pastel and graphite in an intuitive way to capture a sense of texture. [Full AccessArt Members Only](#)

James Green: An Introduction to Lino Cutting Printmaking

The Intaglio Printing Process

by Neil Woodall

Printmaking in the Primary National Curriculum

Guidance

[Back to Curriculum Planning for Art](#)

The resources below are accessible to [AccessArt members](#). Please consider [joining AccessArt](#) (£42 for a single user, £96 for a multiuser membership. AccessArt is a UK Charity and all membership fees are used to develop further resources.


Year 1 (age 5) through to Year 6 (age 11)

Accessible Printmaking Techniques PDF



[_PDF download](#) which describes simple printmaking techniques including block printing, linoprinting, monoprinting and screen printing, which can be explored by pupils with minimal equipment.

Carbon Paper Monoprints



A low tech, low mess, way to make monoprints. Pupils draw through carbon paper to create a monoprint on the paper below. Colour can be added by using oil pastel on the carbon paper. Lots of potential to encourage children to diversify their mark making. Suitable for all year groups.

Printing processes that use everyday materials to develop a creative focus for anyone, anywhere By Ruth Purdy



Here are some starting points from which your really accessible printing projects can begin; from printing from plasticine to using everyday objects to make prints. Enjoy!

Painting the Savannah by Chloe Williams



Working on a ambitious scale, artist Chloe Williams shows what can be achieved with printmaking techniques in an early years setting.

Poetry and Printmaking by Ann Bridges



Printmaker Ann Bridges shares her love of poetry and printmaking in this illustrated resource, which enables young children to make imagery inspired by poetry.

Monoprints



Using monoprints to free up the drawing process. Simple process using acetate, printing ink, rollers. Pupils draw on top of the acetate and the pressure

transfers the “print” onto the paper below. Pupils can experiment with layering drawings and varying the pressure of their mark-making. Monoprinting is an intuitive, freeing process which generates lots of experimental work. Suitable for all year groups.

Aluminium Foil Printing by Paul Carney



Artist Paul Carney shows us Aluminium printing. Aluminium printing provides a low cost and more manageable alternative to the process of etching and engraving used in industry and throughout history.

Mayan Tabletop Eraser Printing Project



Little hands explore carving with lino-tools to create printing blocks out of erasers to create repetitive designs on fabric.

Making Collagraphs



Using cardboard, string, found objects and pva glue to create a “plate” ready for printing. If no printing press is available, you can use the pressure of your hand, or a clean roller. Children can explore one or multi-colour printing. The collagraphic plates are also beautiful objects in their own right. Suitable for all year groups.

Block printing: Creating repeat patterns using letters with Andy McKenzie



Working with artist Andy McKenzie to create repeat patterns of letters using block printing.

How to Make a Tessellated Design



How to make a simple tessellated design using a cardboard stencil.

Printmaking with Salvaged Sticky Back Aluminium Foil, Mixed Media and Cardboard



A dynamic printmaking session using sticky-back foil to make printing plates and a car to apply print pressure!

Collagraphs Inspired by Architecture



Students create collagraphs inspired by architecture with Paula Briggs.


Year 5 (age 10) and above

Eraser Printmaking



[_](#)Using linocutting tools to make printing plates from erasers. Simple, repeatable images which can be used to explore pattern or to make logos. Due to the sharp tools suitable for Year 5 children or older.

Collagraph, Collage and Stitch: Make a Image of Your Home on Fabric



[_](#)Artist Andrea Butler shares how to create a collagraph and print on fabric.

Making a Collagraph Print by Suzie Mackenzie



Artist Suzie Mackenzie shares her collagraph process with AccessArt.

Lino Print



Easy (Speedy) carve lino now means it is easier for children to carve and print with lino. Pupils can print in a single colour, or experiment with more colours. The area carved away does not print, so linoprinting gives pupils the opportunity to explore negative and positive/reverse designs. Due to the sharp tools needed to carve lino prints this activity is more suitable for children in Years 5 (age 10) and above. Ensure you use safety cutting boards to encourage pupils to cut away from themselves.

LinoCut – An Artist's Perspective



Printmaker James Green shares his passion for making linocuts.

Exploring Cyanotype by Maru Rojas



Artist Maru Rojas describes how to make cyanotype prints by resting plant material on sensitised paper, or making plates from acetate.

The Intaglio Process: An Artist's Perspective



Artist Neil Woodall shares how he makes an intaglio print.

AccessArt Resources to Support Printmaking

AccessArt is an evolving collection of resources and further resources are being added over time. Please [register with AccessArt](#) to receive updates.

Experimental Drawing – Process over Outcome

Artist and facilitator Sharon Kelly shares an inspirational mark-making workshop in which participants are encouraged to take risks in their work.

Sculptural Pots

Scraperboard Lookalikes

Woodcut

Making simple scraper board drawings with oil pastel and acrylic paint, which take on the appearance of woodcuts. [Full AccessArt Members Only](#)

Thinking and Making

Bad Cat: Inspiration for Art Week

You May Also Like...

Visual Arts Planning Collections:
Literacy



the making of rabbit, cactus, accident



Making Broadway Market



“Light Bulb Art” with Sharon Gale

Drawing Materials Sample Cards

Drawing project to create sample drawing material cards which can be used for future reference and inspiration. [Full AccessArt Members Only](#)

Found Poetry

Emily Wilkinson shares her visual and creative way of building a poem.