

Creating Decorative Designs From Birds: Mark Making, Texture and Pattern by Andrea Butler

A 40 Artist Educator Resource:
Be Inspired by Andrea Butler



Cord and handstitching

Artist Andrea Butler shares a beautifully illustrated resource that shows how drawings can be used to develop a range of patterned papers and stitched textiles.

This project was shared with AccessArt as part of the [40 Artist Educator Project](#), funded by Arts Council England,

aiming to highlight and celebrate artist-led teaching and facilitation.

Creating Decorative Designs From Birds: Mark Making, Texture and Pattern, by Andrea Butler

The work shown here was developed as part of a personal project I completed for my Embroidered Textiles degree. Birds and the idea of flight had been the starting point and I spent several sessions drawing bird exhibits at my local museum, which had a small taxidermy collection. I used this visual information to create a selection of patterned papers and these were interpreted in fabric and thread to provide me with textile designs to explore in the final artwork.

Some years later, a group of fashion students I was teaching were having difficulties understanding how to create decorative designs for clothing from drawings they had made on a museum visit. My bird drawings, papers and embroidered samples proved a useful teaching resource to illustrate one method of generating design ideas from initial research.

	Please log in here to access full content.
Username	<input type="text"/>
Password	<input type="password"/>
	<input type="button" value="Login"/> <input checked="" type="checkbox"/> Remember me
	Forgot Password

To access all content, I would like to

join as...

An Individual



Creative practitioners, educators, teachers, parents, learners...

From £3.50

An Organisation...



Schools, Colleges, Arts Organisations: Single and Multi-Users
From £42

AccessArt is a UK Charity and we believe everyone has the right to be creative. AccessArt provides inspiration to help us all reach our creative potential.

You May Also Like...

Pathway: Making Birds



[Featured in the 'Making Birds Pathway'](#)

Talking Points: Inspired by Birds



Intuitive Art- Freedom to

Paint by Natasha Day

Quick Clay Figurative Sketches

See This Resource Used In Schools





You May Also Like...

Pathway: The Art of Display



[This is featured in the 'The Art of Display' pathway](#)

talking points: What is a plinth



Encourage children to consider what role a plinth may play in creating or displaying artwork

talking points: Thomas J Price



A collection of sources and imagery to explore the sculptures of Thomas J Price


Layers in the Landscape by Emma Davies

You May Also Like...

Visual Arts Planning Collections: Cardboard and paper



concertina landscapes



diary of a sculptural sketchbook



Making Big Monotypes with Sheila Ceccarelli

**Working WITH and IN the
Landscape by Frances Hatch**

**See This Resource Used In
Schools...**





You May Also Like...

Pathway: using natural materials to make images



[This is featured in the 'Using Natural Materials to Make Images' pathway](#)

Talking Points: Frances Hatch




Talking Points: Anna Atkins



Talking Points: What is a cyanotype



Talking Points: Artists as explorers and collectors



Sketchbooks: Drawing Someone

Drawing Something

Tomorrow, Today by Karen Guthrie and Nina Pope

From Drawing to Collage to Casting – Mural Design with Primary Schools

See This Resource Used In Schools...





Newspaper Heads by Sharon Gale

Responding to Place by Claire Louise Mather

Emma Copley – Painting a Still Life and Seeing Colour


Cut Paper Collage Still Life


See This Resource Used In Schools...













You May Also Like...

Pathway: Exploring Still Life



[This is featured in the 'Explore Still Life' pathway](#)

talking points: Flemish and Dutch Still Life Painters



Talking Points: Paul Cezanne



talking points: Contemporary still life



Drypoint Etching

You May Also Like...

Visual Arts Planning Collections:
Portraits



kitchen lithography



video enabled printmaking resources



Creating and Drawing an Art Installation

How to Cast – Simple, Two Piece Casting Using Clay & Plaster

Nest

See This Resource Used in Schools...







You May Also Like...

Pathway: Sculpture, Structure,
Inventiveness & determination



[This is featured in the 'Sculpture, Structure, Inventiveness & Determination' pathway](#)

Talking Points: What can we learn from birds



Drawing source material: nests



Drawing Hands


You May Also Like...

Pathway: Exploring Form Through Drawing

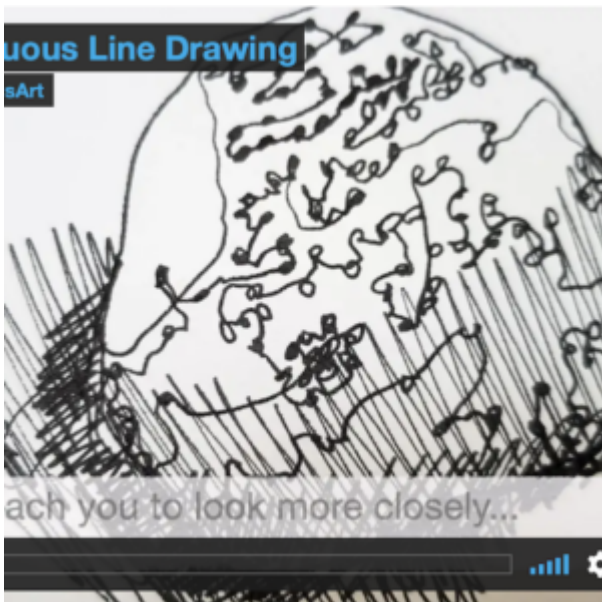


[This is featured in the 'Exploring Form Through Drawing' pathway](#)

Drawing Like a Caveman – Handprint Art



Continuous Line Drawings



Painting the Savannah by Chloe Williams

Working Collaboratively in School: Cell Design by Karen Wicks