

Making Boats that Float Out of Everyday Materials

What Makes a Boat Float? This was an afternoon session for year four pupils at Ridgefield Primary School, Cambridge, and part of AccessArt's Brilliant Makers Club, a campaign supporting and championing making experiences in schools. By Sheila Ceccarelli

Sculptural Constraints Workshop by Susie Olczak

This workshop, for students at AccessArt's Experimental Drawing Class, looked at the idea of the constraints that might come up when creating a sculpture for a gallery or public space, and hoped to give a sense, that often the things that might initially hinder a project, can actually be a source of inspiration and good starting points for creativity.

Self Portrait in Acrylic

You May Also Like...

Visual Arts Planning Collections: Portraits



project 13



The Geometry of Chickens!

See This Resource Used In Schools...



Graphite Sketches of Artist Retreats

You May Also Like...

Pathway: Mixed Media Land and city scapes



[This is featured in the 'Mixed Media Land and City Scapes' pathway](#)

Talking Points: Kittie Jones



Talking Points: Vanessa Gardiner



Talking Points: The Shoreditch Sketcher




Using Colour to Develop Gestural Drawing

Backwards Forwards Drawing Exercise

You May Also Like...

Pathway: Exploring the world through mono print



[This is featured in the 'Exploring The World Through Mono print' pathway](#)

Drawing Large



Drawing small



The Anatomy of a Pencil

AccessArt has over 850 resources to help develop and inspire your creative thinking, practice and teaching.

AccessArt welcomes artists, educators, teachers and parents both in the UK and overseas.

We believe everyone has the right to be creative and by working together and sharing ideas we can enable everyone to reach their creative potential.

You May Also Like...

USING SKETCHBOOKS, DRAWING AND REFLECTIVE TOOLS IN THE 20TH CENTURY GALLERY



Beginner's Guide to Drawing Materials



Drawing Insects with an H Pencil



Animated Walk Cycle

Using Sketchbooks to Take Ownership of Ideas

Conquering SATs Stress with Seats

After two terms of sitting on the same blue chairs being taught (and taught very well!) the same curriculum, artist, Paula Briggs wanted to remind these year six children, that

they were all individuals with different areas of skills and unique personalities and that they were all valued as such.

Be Inspired to Inspire

“Heart-Work” an Arts and Wellbeing Project for Young People

Arts and Minds: Time to Introduce Ourselves – A Sculpture Challenge



Arts and Minds: A 'Heart-Work' Conversation




Arts and Minds: Asemic Writing and Invented Text



Feeling Through Drawing



Drawing for Mindfulness




Arts and Minds: Expressive Monoprinting on a Big Scale




Constructing the World with Collage



Building to the Limit



Manipulating Clay with Water



Landscape Painting:
Expressive Mark Making

Exploring Casting with Latex Animal Moulds

Paula Briggs describes how one of her first experiences of understanding the casting process was through the use of latex moulds and fine casting plaster (plaster of Paris) and how exciting it was to reveal the plaster forms!

Quick Guide to Mixing Plaster

Drawing Into Space with Melissa Pierce Murray

In this session, artist Melissa Pierce Murray invited students to create three-dimensional drawings from tape, string and paper, using the entire room as our canvas.

Inky Objects with Melissa Pierce Murray

In this workshop I introduced the idea of thinking of the piece of paper as an object to shape, rather than a picture plane to fill.

Questioning the Canvas

Animating with Charcoal