

Cooking With Collage

[By Tobi Meuwissen](#)

In this resource pupils will play with shape, colour and collage to create artwork inspired by a healthy recipe.

The aim of this resource is to introduce pupils to an understanding of healthy eating through creativity, whilst learning skills such as cutting, composition and colour mixing. This session covers around 3 hours and can also be extended into printmaking.

[Log in](#) to access the resource below.



	Please log in here to access full content.	
Username		<input type="text"/>
Password		<input type="password"/>
	<input type="button" value="Login"/>	<input checked="" type="checkbox"/> Remember me
	Forgot Password	

To access all content, I would like to join as...

An Individual



Creative practitioners, educators, teachers, parents, learners...

From £3.50

An Organisation...



Schools, Colleges, Arts Organisations: Single and Multi-Users
From £42

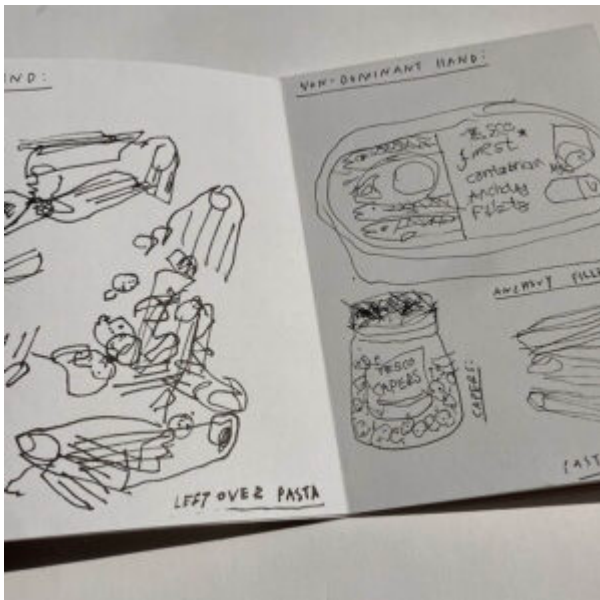
AccessArt is a UK Charity and we believe everyone has the right to be creative. AccessArt provides inspiration to help us all reach our creative potential.

You May Also Like...

Redesigning food Packaging




What i ate in a day



Paint Your corner Shop



Creating Repeat Patterns



**Illustrating a Book: The
Making of Rabbit, Cactus,**

Accident

What We Like About This Resource...

"I really like how Yu-Ching's process combines hand-drawing and painting, before moving across to digital. Combining those processes ensures that the illustrations retain a very warm, tactile look to them, but the digital element refines the imagery. We really like what Yu-Ching says about the benefits of silent books being universally understood and feel that the benefits and challenges of not using words means that the imagery has to be really clear, which encourages lots of exciting creative problem-solving." – Tobi, AccessArt


You May Also Like...

Creating a Storyboard and dummy book



Drawable: the 3 Panel Challenge

3.



Drawable: My Tiger Sketchbook



Illustrating The Jabberwocky



Sketch Your World: Drawing The Details

**Sketch Your World:
Perspective**

**Sketch Your World: Choosing
Subject Matter**

Sketch Your World: Materials

**Sketch Your World:
Sketchbooks & Composition**


Sketch Your World: The Basics

Artist Residencies in Schools

Adapting AccessArt: Telling Stories

You May Also Like

Session Recording: Adapting AccessArt



3 panel challenge



Creating Comics inspired by museum collections



Escaping Wars and Waves –

Encounters with Syrian Refugees

What We Like About This Resource...

'This resource really demonstrates how art can successfully bring awareness to important humanitarian issues, promote inclusivity and can give a platform to those who otherwise wouldn't be heard. The links between text, photos and drawings are really strong and demonstrate the creative process used by Olivier from start to finish. I really like the inclusion of suggestions for students within the post, which encourage students to learn more about their community and to understand the experience of being displaced. This in turn will hopefully inspire the next generation to be part of an inclusive and empathetic society.' – Tobi, AccessArt

Exploring Macbeth Through Art: Light and Dark Posters

A Visual Poetry Zine with Monotype

Use monoprint, paint and collage to create zines inspired by poetry.

Which Artists: Merlin Evans

What We Love About This Resource...

So often, we hear talk of the distinction between science and art, and no more so when teenagers proceed through their education and they are encouraged to choose one route or another. In reality, creative thinking helps scientific understanding and a scientific approach can inform and inspire art.

It's so refreshing to read and see Merlin's experience and understand how she works between these two areas – in her words *"mixing subjects, and seeing how they work and intersect is where inventions take place!"*

We also love the way her work embraces the *felt* world of being human, as well as the *known* world. We're sure many young people will find Merlin's work of interest and reassuring when they are pressured to choose "*art or science*".


You May Also Like...

Drawing for Learning



[Dr Fay Penrose, PhD, PGCert, SFHEA, BA\(Hons\) Senior Lecturer in Veterinary Anatomy and Head of First Year in Veterinary Science, University of Liverpool, explores why visual and tactile literacy and manual dexterity skills are important in the STEM subjects in higher education.](#)

Drawing as a Way of Understanding



Resource by Andrea Butler sharing her process of making drawings whilst walking. “I wanted to develop a way of drawing that captured my sensory and visual experiences as I moved through the landscape.”

Which Artists: Claire Harrup

What We Like About This Resource...

“We really enjoyed reading about the process of creating art work according to a design brief and

how the experience of this differs to when an artist begins with their own idea or concept. That's not to say an artist can't approach a brief with their own individual style and ideas, but what this post shows us is that there can be a balance between the two. This would be a great resource to show older KS pupils who may be beginning to consider their options beyond Primary School". – *Rachel, AccessArt*

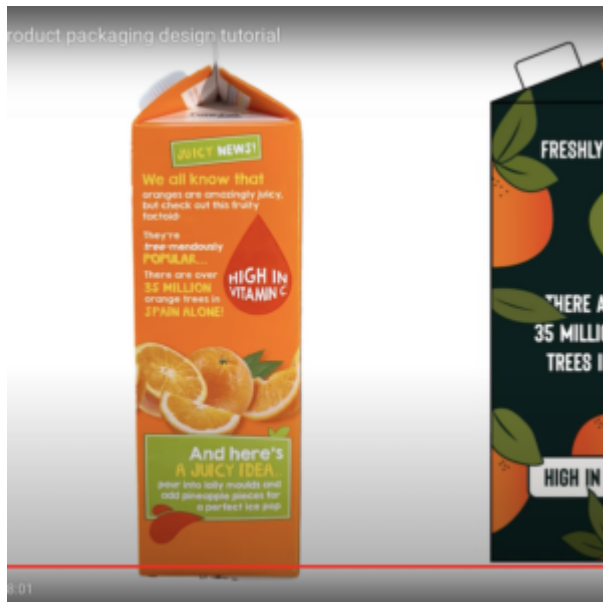
You Might Also Like...

Pathway: 2D Drawing to 3D Making



[This is featured in the '2D Drawing to 3D Making' pathway](#)

Talking Points: Packaging Design




What is Typography



Which Artist: Rachel Parker



Repeating Patterns



Block Printing Repeat Patterns



Which Artists: 2B or Not 2B

Which Artists: Nathan Ward

Which Artists: Toby Pritchard

What We Like About This

Resource...

“It’s a really positive thing for an artist to share the concept of the creative journey. At AccessArt we believe journeys are pretty important and we are pleased to show this in action through Toby Pritchard’s post. We particularly like the anthropomorphic element, and how this really brings life to Toby’s work.” – *Rachel, AccessArt*

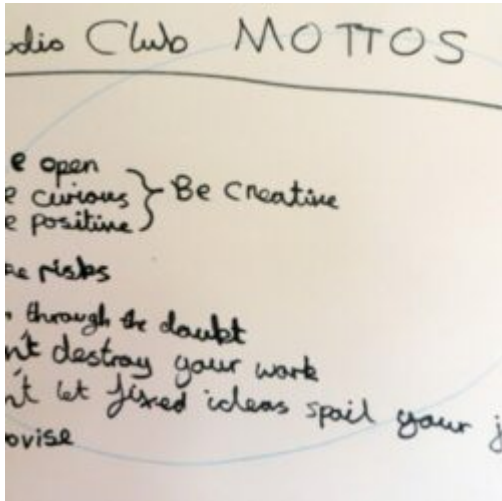
You May Also Like...



[Anthropomorphic Animal Paintings](#)



Exploring Animation



Teaching for the Journey not the Outcome

Gabby Savage-Dickson: Etching


What We Like About This Resource...

"These are such beautiful and evocative images – certain to inspire. There is a lot of potential for schools to explore Gabby's work as a way to inspire pupils to create their own imagery inspired by literature, or inspired by imaginative writing by pupils.

Although etching might not be particularly

accessible to many schools, there are low tech ways of approaching the process (see below) which mean pupils can explore similar ways of working in the classroom." *Paula, AccessArt*

You May Also Like...



Dry Point Etching



Printmaking Using Packaging



MonoPrinting with Carbon Paper

Rosie Hurley: Esio Trot

What We Like About This Resource...

“Rosie highlights the importance of embracing a wide variety of interests and ways of working into our wider creative practice, resulting in wonderfully rich and very personal explorations and outcomes.

There are so many clues in this resource for teachers. Look out for how Rosie slows down her whole process into a series of interconnected stages, which weave in and out of each other. These include time for research (collecting and observing), analysing and revisiting, drawing, making and finally documenting." *Paula, AccessArt*

You Might Also like...

Pathway: Telling Stories through drawing and making



[This is featured in the 'Drawing Stories Through Drawing and Making' pathway](#)

Pathway: Set Design



[This is featured in the 'Set Design' pathway](#)

talking points: negative space by tiny inventions



Gabby Savage-Dickson: Felting & Embroidering Sets



Year 3 Roald Dahl & Quentin Blake Homework



Draw, Paint, Build, Make: Gallery Project

