

3-D Visual Maps for Children

By Paula Briggs

Following on from [a resource which suggests ways to introduce typography](#) to primary aged children, this resource shares how we built on the idea of creating visual text, and created 3-d visual maps.



3-d visual maps

We began with a reminder about how we might make our typography more interesting:

- Think about what the text is trying to communicate. How does the place name relate to the place? What kind of place might it be, and how might the sense of place affect the type of typeface you choose to use?
- Make your drawing interesting by keep your mark making varied. Use lines, dots, dashes. Use different weights of pen (thicknesses of nib) to make a variety of weights of line.

Children were invited to start by marking off areas of their map, for example a cove, beach or forest. Use the shape of the area to inspire the shape of the text, i.e. fill the space with typography! Children worked on A1 sheets of cartridge paper.

	Please log in here to access full content.	
Username	<input type="text"/>	
Password	<input type="password"/>	
	<input type="button" value="Login"/>	<input checked="" type="checkbox"/> Remember me
	Forgot Password	

To access all content, I would like to join as...

An Individual



Creative practitioners, educators, teachers, parents, learners...

From £3.50

An Organisation...

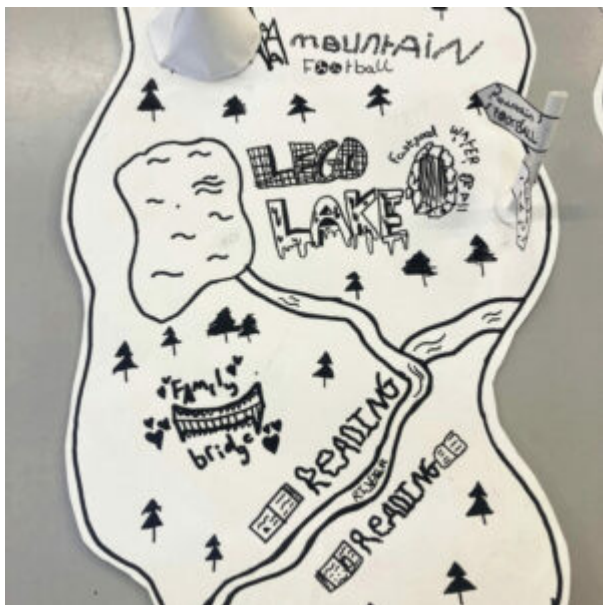



Schools, Colleges, Arts Organisations: Single and Multi-Users
[From £42](#)


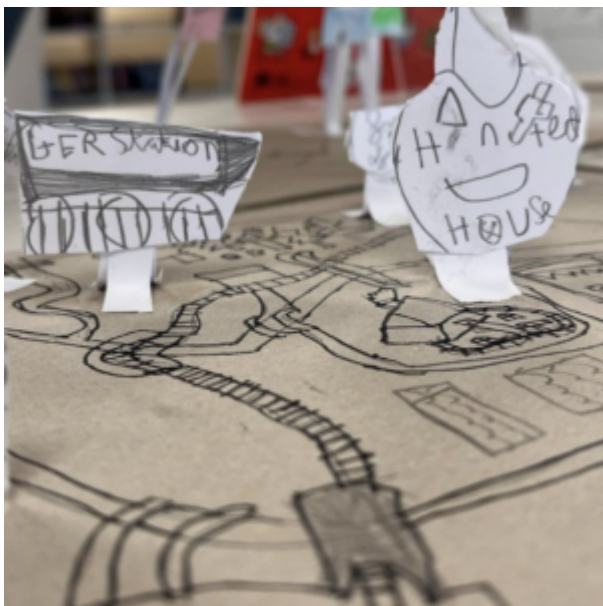
AccessArt is a UK Charity and we believe everyone has the right to be creative. AccessArt provides inspiration to help us all reach our creative potential.

See the Resource Used in

Schools...







You May Also Like...

Pathway: Typography and Maps



[This is featured in the 'Typography and Maps' pathway](#)

Talking Points: What is Typography?



Talking Points: Louise Fili




Talking Points: Chris Kenny



Talking Points: Grayson Perrys 'Map of Days'



Talking Points: Hogwarts' Maps




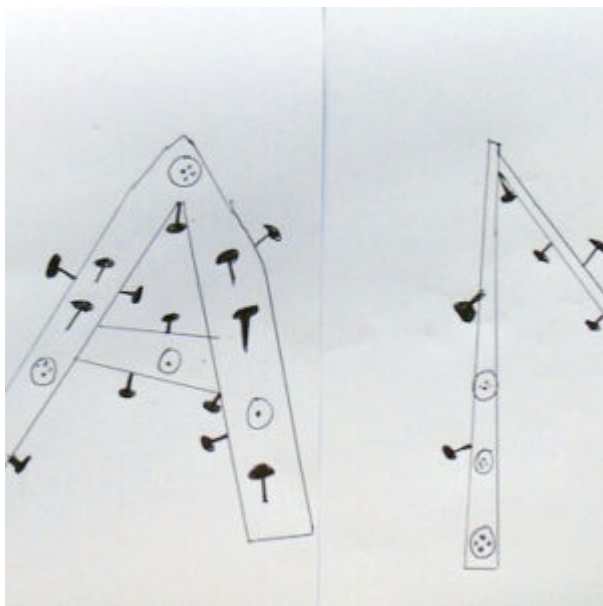
Talking Points: Paula Sher




Typography for Children

See the Resource Used in
Schools...









You May Also Like...

Pathway: Typography and Maps




[This is featured in the 'Typography and Maps' pathway](#)

Talking Points: What is typography?



Talking Points: Louise Fili



Relief Printing and Plaster Casting with Ursula Kelly

In-Depth Drawing Experience for Teenagers by Betsy Dadd

**Inspired by Miro – Collage,
Automatic Drawing, &
Sculpture**

You May Also Like...

**Visual Arts Planning Collections:
Cardboard and paper**



CARDBOARD ENGINEERING CHALLENGE



AN INTRODUCTION TO SCULPTURE



Anne Harild at Chesterton

Community College, Cambridge

**Woodland Exploration by
Caroline Wendling & Deborah
Wilenski**

**Using a Folded Sketchbook to
Get Drawing!**

**Improving Drawing Outcomes by
Changing Paper**

Join Accessart

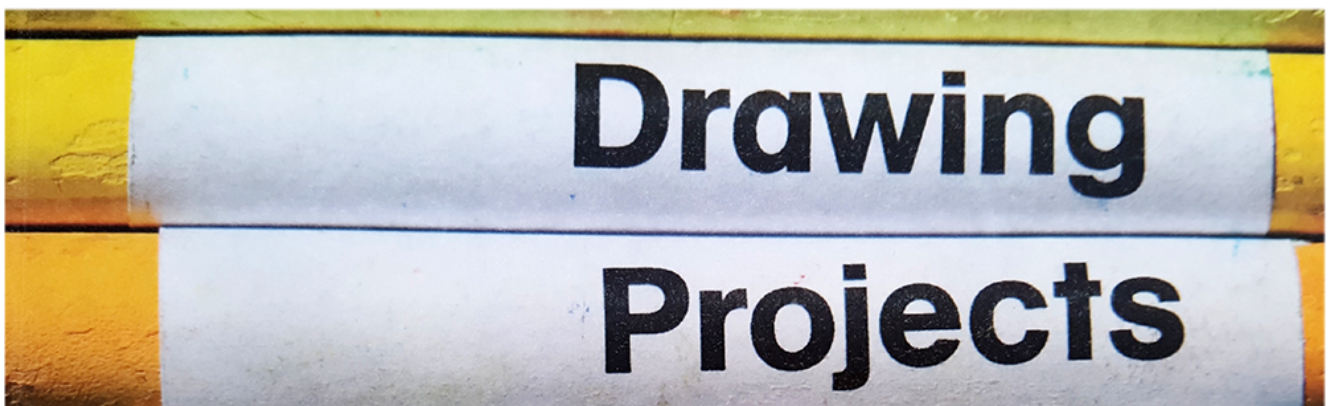
**Join AccessArt from only £3.50 per month and
access all our resources wherever you live.**

See Curriculum Guidance for Drawing: Resources



[Further Guidance to Support Drawing in Schools](#)

More Drawing Projects



[Find more drawing exercises and projects for primary-aged children in this beautiful book by Paula Briggs.](#)

Why use Warm Up Drawing Exercises?

Hedgerow Art by Sara Dudman

See This Resource Used In Schools...









Looking, Talking and Celebrating

Teenagers from AccessArt's Experimental Drawing Class for Teenagers enjoy reflecting on their work and sharing it with friends and family.

Drawing with Wire: The Polymeric Approach by Julie de Bastion

You May Also Like...


Visual Arts Planning Collections:
Literacy



Accessart wire resources



drawing with wire



Drawing on Pebbles to Make Treasured Fossils

Using a variety of drawing media on a variety of found surfaces to create a collection of fossils. [Full AccessArt](#)

How to Run a Life Drawing Class by Hester Berry

Using Pastels to Capture Texture

Using soft pastel and graphite in an intuitive way to capture a sense of texture. [Full AccessArt Members Only](#)

Experimental Drawing – Process over Outcome

Artist and facilitator Sharon Kelly shares an inspirational mark-making workshop in which participants are encouraged to take risks in their work.

Sculptural Pots

Scraperboard Lookalikes

Woodcut

Making simple scraper board drawings with oil pastel and acrylic paint, which take on the appearance of woodcuts. [Full AccessArt Members Only](#)

Bad Cat: Inspiration for Art Week

You May Also Like...

Visual Arts Planning Collections:
Literacy



the making of rabbit, cactus, accident



Making Broadway Market

