

The Geometry of Chickens!

By Paula Briggs



The aim of this session for teenagers aged 10, 11 and 12 at the AccessArt Art Lab was to enable them to look at an image (in this case photocopies of chickens) and to see for themselves how the image can be simplified into simple shapes to help understand the proportions of the forms.

We then went on to make larger drawings on A1 paper, using our knowledge of the ratios and proportions of the subject matter to make drawings which fit comfortably on the paper (a common problem for students is that their drawings often fall off or are "hemmed-in" by the sheet!).

We also worked to ensure that our drawings remained expressive and individual, despite the emphasis on geometry.

This resource shares our processes and outcomes.

	Please log in here to access full content.
Username	<input type="text"/>
Password	<input type="password"/>
	<input type="button" value="Login"/> <input checked="" type="checkbox"/> Remember me
	Forgot Password

To access all content, I would like to join as...

An Individual



Creative practitioners, educators, teachers, parents, learners...

From £3.50

An Organisation...



Schools, Colleges, Arts Organisations: Single and Multi-Users
[From £42](#)

AccessArt is a UK Charity and we believe everyone has the right to be creative. AccessArt provides inspiration to help us all reach our creative potential.

See This Resource Used In

Schools...



**Graphite Sketches of Artist
Retreats**

You May Also Like...

Pathway: Mixed Media Land and city scapes



[This is featured in the 'Mixed Media Land and City Scapes' pathway](#)

Talking Points: Kittie Jones



Talking Points: Vanessa Gardiner



Talking Points: The Shoreditch Sketcher




Using Colour to Develop

Gestural Drawing

Backwards Forwards Drawing Exercise

You May Also Like...

Pathway: Exploring the world through mono print



[This is featured in the 'Exploring The World Through Mono print' pathway](#)

Drawing Large



Drawing small



The Anatomy of a Pencil

AccessArt has over 850 resources to help

develop and inspire your creative thinking, practice and teaching.

AccessArt welcomes artists, educators, teachers and parents both in the UK and overseas.

We believe everyone has the right to be creative and by working together and sharing ideas we can enable everyone to reach their creative potential.

You May Also Like...

USING SKETCHBOOKS, DRAWING AND REFLECTIVE TOOLS IN THE 20TH CENTURY GALLERY



Beginner's Guide to Drawing Materials



Drawing Insects with an H Pencil



Animated Walk Cycle

Be Inspired to Inspire

“Heart-Work” an Arts and Wellbeing Project for Young People

Arts and Minds: Time to Introduce Ourselves – A Sculpture Challenge



Arts and Minds: A ‘Heart-Work’ Conversation




Arts and Minds: Asemic Writing and Invented Text



Feeling Through Drawing



Drawing for Mindfulness




Arts and Minds: Expressive Monoprinting on a Big Scale




Constructing the World with Collage



Building to the Limit



Manipulating Clay with Water



Drawing Into Space with Melissa Pierce Murray

In this session, artist Melissa Pierce Murray invited students to create three-dimensional drawings from tape, string and

paper, using the entire room as our canvas.

Inky Objects with Melissa Pierce Murray

In this workshop I introduced the idea of thinking of the piece of paper as an object to shape, rather than a picture plane to fill.

Animating with Charcoal

Drawing with Objects by Melissa Pierce Murray

Teenagers explore ideas of placement with artist Melissa P Murray by arranging or assembling objects to make compositions or maquettes.

Teenagers Paint a Canvas with Scolaquip

Teenagers Experiment with Glow in the Dark Paint and Rice with Artist Melissa Pierce Murray

teenagers at AccessArt's Experimental Drawing Class, I brought in UV reactive paint and markers, and surprised students by turning off the lights and shining a UV torch on the palates.

AccessArt helps teachers at Belvue School to get ready for a Drawing Week

[Back to InSET & CPD](#)

Teachers Battle it Out in Conversation with Marks on Paper



Teachers embarked on an exercise whereby they made marks on paper to have a conversation with a partner. This was a playful and fun exercise and teachers very much enjoyed both the process and outcomes.

Teachers Explore Pattern, Shape & Texture with Charcoal, Graphite, Masking Tape and Pastels



This was the second session in the series and an introduction to pattern, shape and texture with charcoal and graphite, and an opportunity for teachers to break down any preconceived ideas about what drawing is and who drawing processes is for.

Play and Placement: Teachers Explore Approaches to Drawing



This was the third and final session in the series, and an opportunity to play with creative mark-making and explore context and placement as an introduction to larger scale drawing and concepts around installation art.

UK Charity AccessArt welcomes artists, educators, teachers and parents both in the UK and overseas.

We believe everyone has the right to be creative and by working together and sharing ideas we can enable everyone to reach their creative potential.

Join AccessArt from only £3.50 per month and enjoy full access to hundreds more resources!

Play and Placement: Teachers Explore Approaches to Drawing

This was the third and final session in the series, and an opportunity to play with creative mark-making and explore context and placement as an introduction to larger scale drawing and concepts around installation art.

Teachers Explore Pattern, Shape & Texture with Charcoal, Graphite, Masking Tape and Pastels

An introduction to pattern, shape and texture with charcoal and graphite, and an opportunity for teachers to break down any preconceived ideas about what drawing is and who drawing processes is for

Teachers Battle it Out in

Conversation with Marks on Paper

After a series of warm up exercises which introduced drawing through feel, teachers embarked on an exercise whereby they made marks on paper to have a conversation with a partner.

“Heart-Work” – A series of ‘Arts on Prescription’ style workshops for young people at Cambourne Village College with Arts and Minds; Led by Sheila Ceccarelli (Artist) and Yael Pilowsky Bankirer (Psychotherapist)

This series of workshops with students at Cambourne Village College was part of the ‘Young People’s Pilot’, coordinated and managed Arts and Minds, a leading arts and mental health charity in Cambridgeshire. The sessions were led by Sheila Ceccarelli from AccessArt (artist) and Yael Pilowsky Bankirer (Psychotherapist)

Landscape Painting: Tone in the Landscape