

# Playing With Perspective

[By Joe Gamble](#)

This resource reframes the traditional view that drawing "perspective" is a technical exercise involving horizon or vanishing points. This simple drawing activity aims to highlight that perspective is different for all of us and that seeing and drawing can ground us in our space.

*"Even if we are both standing in the same place, we're not quite seeing the same thing."* - David Hockney

[Log in](#) below to access the full resource.

---

|          |   |   |
|----------|---|---|
|          | <b>Please log in here to access full content.</b> |   |
| Username | <input type="text"/>                              |   |
| Password | <input type="password"/>                          |   |
|          | <input type="button" value="Login"/>              | <input checked="" type="checkbox"/> Remember me |
|          | <a href="#">Forgot Password</a>                   |   |

**To access all content, I would like to join as...**

**An Individual**



Creative practitioners, educators, teachers, parents, learners...

[From £3.50](#)

**An Organisation...**



Schools, Colleges, Arts Organisations: Single and Multi-Users  
[From £42](#)

***AccessArt is a UK Charity and we believe everyone has the right to be creative. AccessArt provides inspiration to help us all reach our creative potential.***

---

**You May Also Like...**

## Other Resources by Joe Gamble



## Adapting AccessArt: Colour and Composition



## Thoughtful Mark making



---

# Deconstructing to Help You See

## You May Also Like

ten minutes, five times a week



**the drawing journey**



**all drawing resources**



---

## Anaologue Drawing

### What We Like About This Resource...

*“This activity highlights how visual communication can be used to convey emotion. When artwork is relatable in a human and emotive way it can be really powerful. Learning how to translate feeling into mark-making is a really important skill and can help children break down the essence of a range of their own emotions, and communicate it to others. Explore colour and a range of materials to enrich this experience.” – Tobi, AccessArt.*

---

# Movement Maps

---

## Finding Marks Through Drawings Made by Artists

See This Resource Used In Schools







## You May Also Like...

Pathway: Typography and Maps



[This is featured in the 'Typography and Maps' pathway](#)

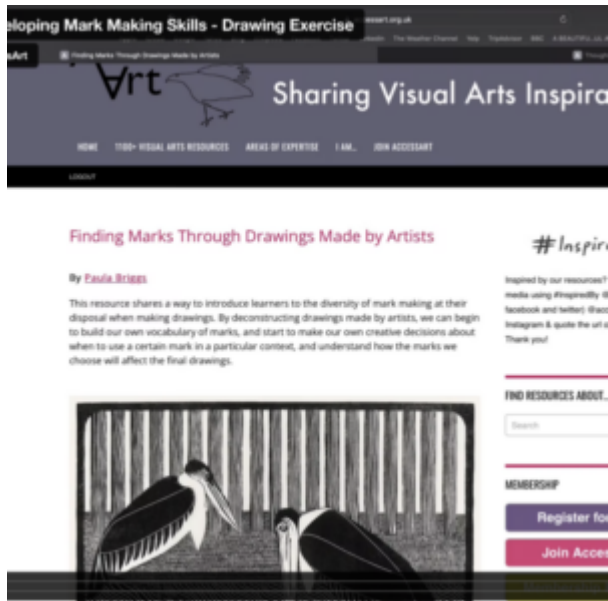
**Pathway: Cloth, thread, paint**



[This is featured in the 'Cloth, Thread, Paint' pathway](#)

**Session Recording: Finding Marks Made by**

# Artists



---

## Mark Making & Sound: Part Three

### You May Also Like...

Mark Making & Sound: Part One



## Mark Making & Sound: Part Two



## Pathway: Music and art



[This is featured in the 'Music and Art' pathway](#)

---


## **Mark Making & Sound: Part Two**

**You May Also Like...**

**Mark Making & Sound: Part One**



## Mark Making & Sound: Part Three



## Pathway: Music and art



[This is featured in the 'Music and Art' pathway](#)

---


**Mark Making & Sound: Part One**

**You May Also Like...**

**Mark Making & Sound: Part Two**



## **Mark Making & Sound: Part Three**



## **Pathway: Music and art**





[This is featured in the 'Music and Art' pathway](#)

**Drawing to a Slow Rhythm**



**Inspired by Miro**



## **Drawing to Music**



---

## **Patterns with Nature**


# You May Also Like...

**Pathway: Explore and Draw**




[Featured in the 'Explore and Draw' Pathway'](#)

**Talking Points: Artists as Collectors and explorers**



## AccessArt Digital Resources



---

## Making a Scroll Drawing

---

## Shells: Observational and Imaginative Drawing

## You May Also Like...

Still Life Compositions



[Create and paint your own still life composition inspired by Cézanne](#)

**Drawing Spiral Snails**



[Explore spirals found in nature with this mixed media workshop](#)

**Drawing Spirals**



[Explore drawing using whole body movements](#)

---


**One Roll of Paper, Two Activities**

---

**Drawing Small**

**You May Also Like...**

**Pathway: Exploring the world through mono print**



[This is featured in the 'Exploring The World Through Mono print' pathway](#)

## **Drawing Large**

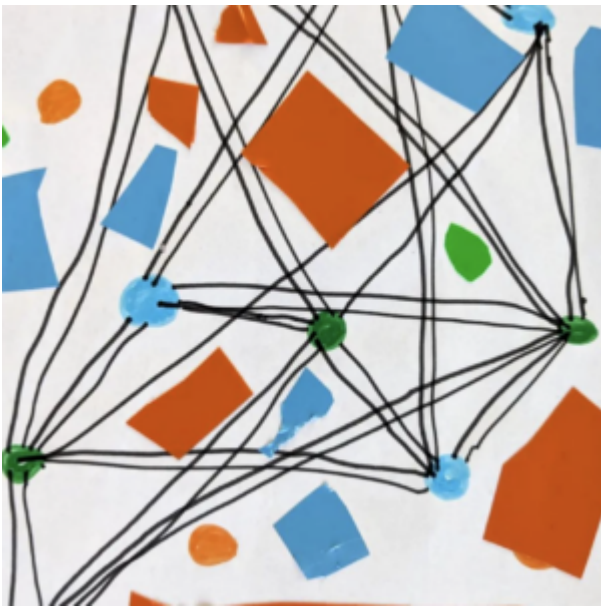


# Pastel and Rubber Chiaroscuro Drawings

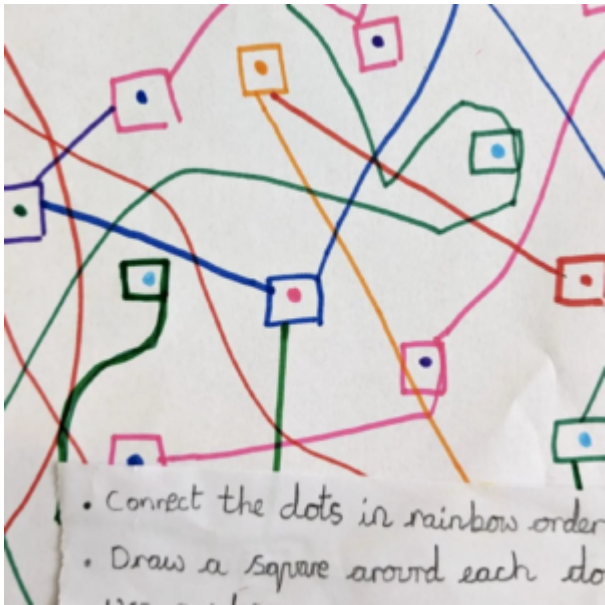
---

## Rules and Resolutions

See This Resource Used In Schools...







# You May Also Like...

Pathway: Exploring pattern



[This is featured in the 'Exploring Pattern' pathway](#)

Talking points: Andy Gilmore




**talking points: Louise Despont**



---

**Drawing Soft Toys Inspired by  
“Where the Wild Things Are”  
by Maurice Sendak**

**See This Resource Used In  
Schools...**





## You May Also Like...

Pathway: Drawing and Making Inspired by Maurice Sendak



[This resource is featured in the 'Drawing and Making Inspired by Maurice Sendak' pathway](#)

**Visual Arts Planning Collections: Toys, puppets, dolls**



**talking points: maurice sendak**



---

## Working with Ink

In this one hour session, led by artist Melissa Pierce Murray, students explore techniques and properties of Quink and Black India Inks, and how to build up a drawing using the medium.

---

## Show Me What You See: Drawing Inspired by Anglo Saxon Architecture

---


# Using Colour to Develop Gestural Drawing

---

## Backwards Forwards Drawing Exercise

### You May Also Like...

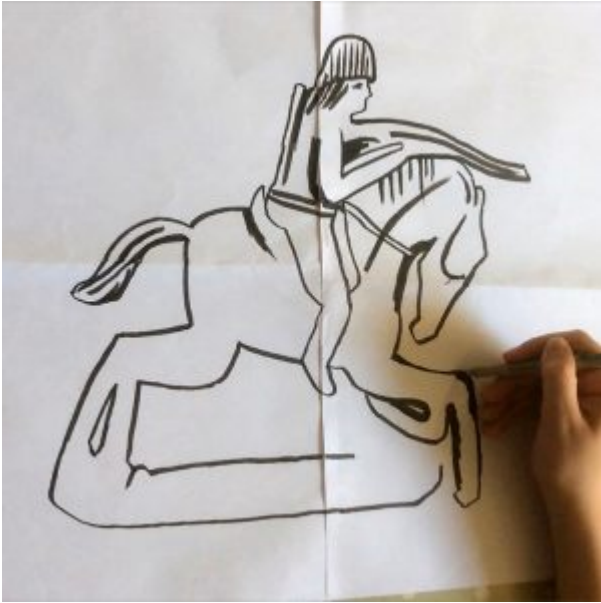
Pathway: Exploring the world through mono print



[This is featured in the 'Exploring The World Through Mono print' pathway](#)



## Drawing Large



## Drawing small

