

# Playing With Perspective

[By Joe Gamble](#)

This resource reframes the traditional view that drawing "perspective" is a technical exercise involving horizon or vanishing points. This simple drawing activity aims to highlight that perspective is different for all of us and that seeing and drawing can ground us in our space.

*"Even if we are both standing in the same place, we're not quite seeing the same thing."* - David Hockney

[Log in](#) below to access the full resource.

---

	<b>Please log in here to access full content.</b>
Username	<input type="text"/>
Password	<input type="password"/>
	<input type="button" value="Login"/> <input checked="" type="checkbox"/> Remember me
	<a href="#">Forgot Password</a>

**To access all content, I would like to join as...**

**An Individual**



Creative practitioners, educators, teachers, parents, learners...

[From £3.50](#)

**An Organisation...**



Schools, Colleges, Arts Organisations: Single and Multi-Users  
[From £42](#)

***AccessArt is a UK Charity and we believe everyone has the right to be creative. AccessArt provides inspiration to help us all reach our creative potential.***

---

**You May Also Like...**

## Other Resources by Joe Gamble



## Adapting AccessArt: Colour and Composition



## Thoughtful Mark making



---

## Coat-hanger Shells

**You Might Also Like...**

**Drawing and Making Flowers**



## Painted and Sculptural Plant Pots



## Drawing Insects with Wire



---

**Deconstructing to Help You**

**See**

**You May Also Like**

**ten minutes, five times a week**



**the drawing journey**



**all drawing resources**



---

**Show Me What You See**

---

**Portrait Club**

**What We Like About This Resource...**


“We’re really grateful to Jake from Draw Brighton for sharing this activity which became so well received during lockdown 2020.



This is the perfect reminder that wherever we are in the digital or physical world, we have our eyes, hands and faces, and drawing provides a wonderful opportunity to come together in small groups to make sketches of each other. Use this activity as an ice breaker before a workshop, or as a transition activity between classes or events. Thank you Jake!" *Paula, AccessArt*

## You Might Also Like...

**Pathway: Exploring Identity**



[This is featured in the 'Exploring Identity' pathway](#)

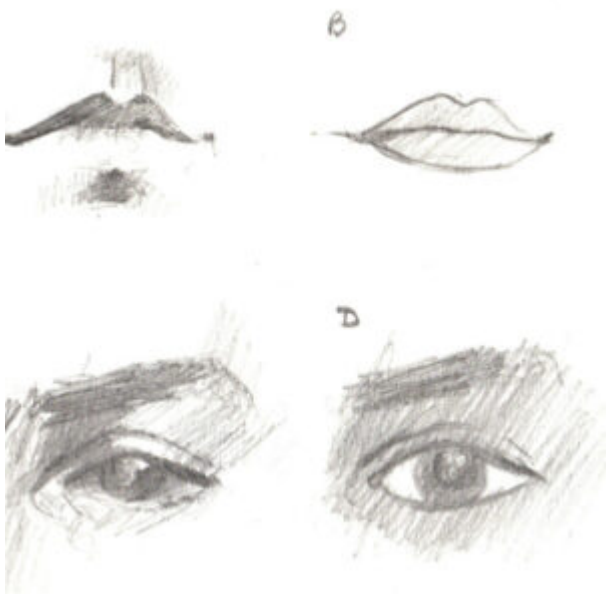
**Talking Points: Njideka Akunyili Crosby**



## **Making Physical or Digital Layered Portraits**



## **Introduction to Portraits**



## Exploring Portraits in Graphite, Collage and Clay



---

**Finding Marks Through**

# Drawings Made by Artists

See This Resource Used In Schools





## You May Also Like...

Pathway: Typography and Maps



[This is featured in the 'Typography and Maps' pathway](#)

Pathway: Cloth, thread, paint



[This is featured in the 'Cloth, Thread, Paint' pathway](#)


## Session Recording: Finding Marks Made by Artists

The screenshot shows a website page with the following elements:

- Header:** "Developing Mark Making Skills - Drawing Exercise" and "Sharing Visual Arts Inspiration".
- Navigation:** "HOME", "1000+ VISUAL ARTS RESOURCES", "AREAS OF EXPERTISE", "I AM...", "JOIN ASSISTANT".
- Article Title:** "Finding Marks Through Drawings Made by Artists".
- Author:** "By Paula Briggs".
- Text:** "This resource shares a way to introduce learners to the diversity of mark making at their disposal when making drawings. By deconstructing drawings made by artists, we can begin to build our own vocabulary of marks, and start to make our own creative decisions about when to use a certain mark in a particular context, and understand how the marks we choose will affect the final drawings."
- Image:** A drawing of two birds, possibly terns, standing on a dark surface with vertical lines in the background.
- Right Sidebar:** "#Inspire", "Inspired by our resources? media using @inspirevisually @facebook and @twitter @art Instagram & quite the art! Thank you!", "FIND RESOURCES ABOUT.", "MEMBERSHIP", "Register for", "Join Access".

# Water Soluble Felt-Tips With Complementary Colours

See How This Resource Is Used in Schools...







# You May Also Like...

Pathway: Spirals



[This resource is in the 'Spirals' pathway.](#)

the drawing journey



## Layered Colour Gestural Drawing



---

## Mark Making & Sound: Part Three

### You May Also Like...

[Mark Making & Sound: Part One](#)



## Mark Making & Sound: Part Two



## Pathway: Music and art



[This is featured in the 'Music and Art' pathway](#)

---


## **Mark Making & Sound: Part One**

**You May Also Like...**

**Mark Making & Sound: Part Two**



## **Mark Making & Sound: Part Three**



## **Pathway: Music and art**



[This is featured in the 'Music and Art' pathway](#)

**Drawing to a Slow Rhythm**



**Inspired by Miro**



## **Drawing to Music**



---

**AccessArt Drawing Prompt Cards**

---

# Drawing Large

See This Resource Used in Schools...







**You Might Also Like...**

**Pathway: Gestural Drawing with Charcoal**



[Featured in the 'Gestural Drawing with Charcoal Pathway'](#)

**Session Recording: exploring Charcoal**



**Molly Hausland**



**The ancient art of konan**




---

**Drawing Small**

# You May Also Like...

**Pathway: Exploring the world through mono print**



[This is featured in the 'Exploring The World Through Mono print' pathway](#)

**Drawing Large**



---

# **Life Drawing Class: Visual Impressions**

---

## **Foreshortened Sketches**

---

## **Inspire 2020: Teachers**

This post is based on CPD (Continued Professional Development) sessions in February and March 2019, hosted and delivered by the Fitzwilliam Museum, Cambridge in collaboration with AccessArt, for Cambridgeshire teachers participating in Inspire 2020 Project.

---

## **Drawing in the Dark: Developing a Visual Language**

---


# Using Colour to Develop Gestural Drawing

---

## Backwards Forwards Drawing Exercise

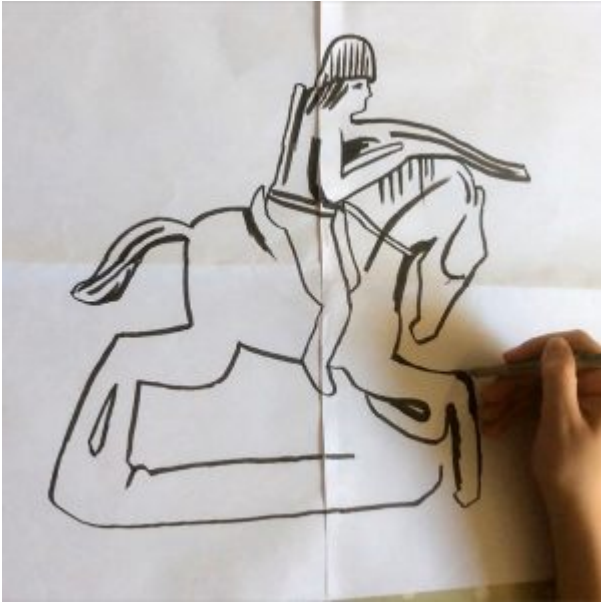
### You May Also Like...

Pathway: Exploring the world through mono print



[This is featured in the 'Exploring The World Through Mono print' pathway](#)

## Drawing Large



## Drawing small



---

## The Anatomy of a Pencil

**AccessArt has over 850 resources to help develop and inspire your creative thinking, practice and teaching.**

**AccessArt welcomes artists, educators, teachers and parents both in the UK and overseas.**

**We believe everyone has the right to be creative and by working together and sharing ideas we can enable everyone to reach their creative potential.**

## **You May Also Like...**

**USING SKETCHBOOKS, DRAWING AND REFLECTIVE TOOLS IN THE 20TH CENTURY GALLERY**





# Beginner's Guide to Drawing Materials



## Drawing Insects with an H Pencil



---

**Play and Placement: Teachers**

# Explore Approaches to Drawing

This was the third and final session in the series, and an opportunity to play with creative mark-making and explore context and placement as an introduction to larger scale drawing and concepts around installation art.