


# Which Artists: 2B or Not 2B

By Sarah and Elsa Hingley

2B Or Not 2B are a creative sister duo who work together to create a range of illustrated goodies from zines to enamel pins, to scarves. In this post Sarah and Elsa talk about the power of collaboration and the development of their funny characters and storylines. This post would be great for anyone looking to explore their silliness through creativity.



	<b>Please log in here to access full content.</b>	
Username		<input type="text"/>
Password		<input type="password"/>
	<input type="button" value="Login"/>	<input checked="" type="checkbox"/> Remember me
	<a href="#">Forgot Password</a>	

**To access all content, I would like to join as...**

**An Individual**



Creative practitioners, educators, teachers, parents, learners...

**From £3.50**

## An Organisation...



Schools, Colleges, Arts Organisations: Single and Multi-Users  
From £42

***AccessArt is a UK Charity and we believe everyone has the right to be creative. AccessArt provides inspiration to help us all reach our creative potential.***

---

---

# Creativity Medals

See the Resource Used in Schools...





## What We Like About This Resource...

“The sentiment behind this resource idea is lovely and it provides an opportunity to really develop some fine motor skills as well as independence of approach. Taking ownership of the medal design means the sense of achievement is heightened beyond the children just being given one. You can

really imagine the positive energy that would surround this activity within a classroom, with each child working on a shared project but embarking on their own creative journey.” – *Rachel, AccessArt*

## You May Also Like...

Pathway: Playful Making



[Featured in the 'Playful Making' pathway](#)

Talking Points: Introduction to sculpture

Sculpture.mp4



## Clay Art Medals



## Talking Points: Nnena Kalu



## Talking Points: Linda BELL



---

## Touch Wood



# What We Like About This Resource...

“You can get a real sense of the environment in this post and how this could provide so much inspiration for creative projects. We are aware there the challenges to exploring the outdoors when many schools are in towns and cities. A way around this could be to have a regular collection of natural objects within the classroom and using them as a stimulus to respond creatively in sketchbooks or in extended projects” – *Andrea, AccessArt*

## You Might Also Like...



[Woodland Exploration](#)



## [A Passion for Woodworking](#)



## [Visual Arts PLanning: Tees, Forest and Landscapes](#)

---

# Which Artists: Rachel Parker

## What We Like About This Resource

“It’s really interesting to see the combination of hand and digital work in Rachel’s work, and particularly how her hand stitched embroidery is scanned before being used to create patterned products. We love that lots of Rachel’s work begins in sketchbooks and how this really underpins her creative process. For children in school, learning to utilise a sketchbook and discover their potential through drawing and mapping ideas is invaluable. We have a whole Sketchbook Journey section on the AccessArt website (linked below) which explores this in more detail”. – *Rachel, AccessArt.*

## You Might Also Like...

Pathway: Exploring pattern

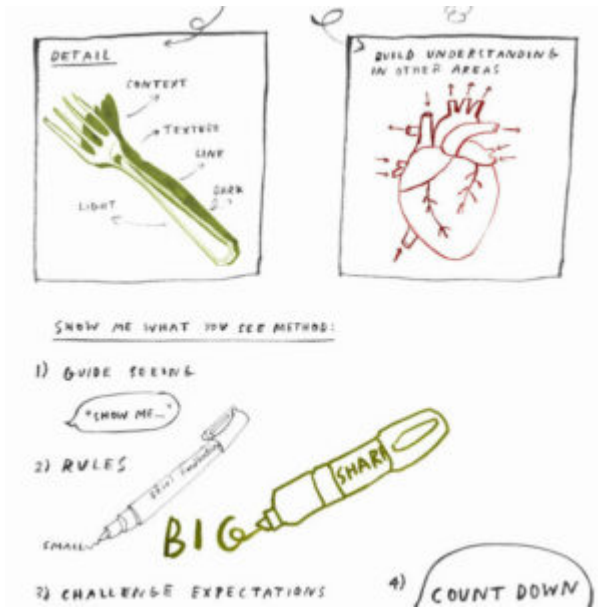


This is featured in the 'Exploring Pattern' pathway


using sketchbooks to make visual notes



Show me what you see



**Inspired by Rachel Parker**



**Sewn Treasure Box**



## Felt and Embroidery Sets



---

**Which Artists: Nathan Ward**

---

# Which Artists: Toby Pritchard

## What We Like About This Resource...

“It’s a really positive thing for an artist to share the concept of the creative journey. At AccessArt we believe journeys are pretty important and we are pleased to show this in action through Toby Pritchard’s post. We particularly like the anthropomorphic element, and how this really brings life to Toby’s work.” – *Rachel, AccessArt*

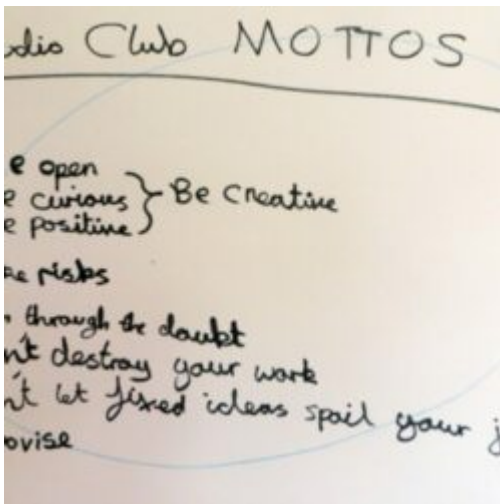
## You May Also Like...



[Anthropomorphic Animal Paintings](#)



## Exploring Animation



## Teaching for the Journey not the Outcome

---

# Dropped Cone Sculptures with Julia Rigby



# What We Like About This Resource...

“There’s a really fun element to this activity which is you can imagine all children really enjoying! The idea of food on large scale is a great starter for a sculpture project and an early exploration of working in 3D. What’s really positive to see in this project is how the children used their sketchbooks to design their ice creams prior to working in 3D. They then had the opportunity to re visit and refine their ideas as they worked. This provides a solid foundation for the concept of design development and design through making- both of which underpin any visual arts or design project or profession. For more support on how to develop sketchbook practice in your setting please see our [Sketchbook Journey](#)” – *Rachel, AccessArt*

## You Might Also Like...



## Art Club Cafe



## Communal Drawing: Summer Picnic



## Redesigning Food Packaging

---

**Which Artists: We are out of office**

---

**Gabby Savage-Dickson: Felting & Embroidering Sets**

**What We Like About This**

# Resource...

“It’s really interesting to see how Gabby works across the different disciplines of textiles and illustration in her work, and you can see how the principles of each are present in these beautifully made felt sets. We enjoyed learning how she went between planning and making – showing that the process of creating isn’t completely linear, and that the journey of idea creation can happen through sketching ideas, but also through making itself” – *Andrea, AccessArt*

## You Might Also Like...

### Pathway: Set Design



[This is featured in the 'Set Design' pathway](#)

**talking points: negative space by tiny inventions**



[Explore the work of animation directors Max Porter and Ru Kuwahata.](#)


**Making Mini Food**



**Stitched Homes**



## Mini World Light Boxes



---


## Natsko Seki: Making Broadway Market

# What We Like About This Resource...

“This resource shows pupils how the experience, background and passions of an illustrator all feed into his or her work.

We like the way Natsko shares how her experience over time informs her work. For example, her background as a “visitor” or person living in cultures which she isn’t initially familiar with, enable her to see that culture through fresh eyes. She takes these observations in through her sketchbooks, and then these inform her work at various points going forward. This is an important concept when facilitating art and developing pupils’ own creativity – and [sketchbooks](#) provide the perfect tool for building this experience.”  
*Paula, AccessArt*

## You Might Also Like...



## Creating a Book World with Rose Feather



## Illustrating Stories: Creating a Storyboard and First Dummy Book



## Illustrating the Jaberwocky

---



# The Art Of Zines

## You Might Also Like...

### Pathway: Print & Activism

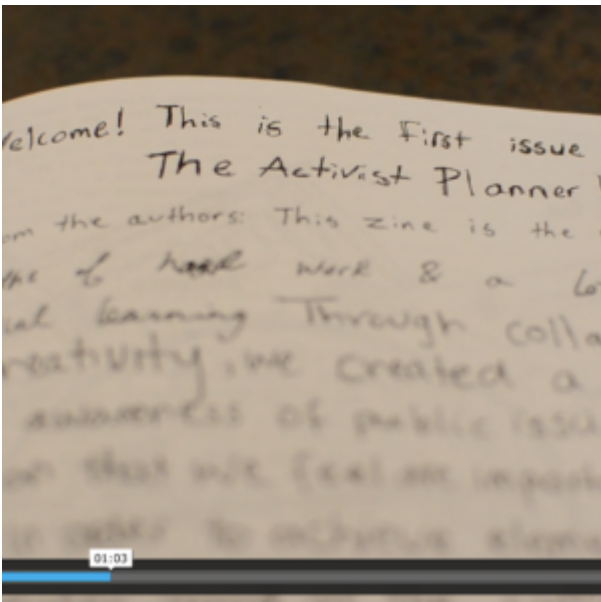


[This is featured in the 'Print & Activism' pathway](#)

Talking Points: Luba Lukova




## Talking Points: What is a Zine?



## Making Large Scale, Screenprinted, Collaged, Co-Created Campaign Posters!



## Making an Artist's Book



## Book Artists



---

# Redesigning Food Packaging

## You May Also Like...

Pathway: 2D Drawing to 3D Making



# This is featured in the '2D Drawing to 3D Making' pathway

## Talking Points: Packaging Design



## What is Typography



# Shadow Puppet Making and Performance

How Middle Eastern architecture was the inspiration behind a shadow puppet show for a year 4 class. A great opportunity for children to learn the technical aspects of making puppets, but also using narrative and story to create a performance.

---

## Get Connected! Cardboard Robots with Movable Joints

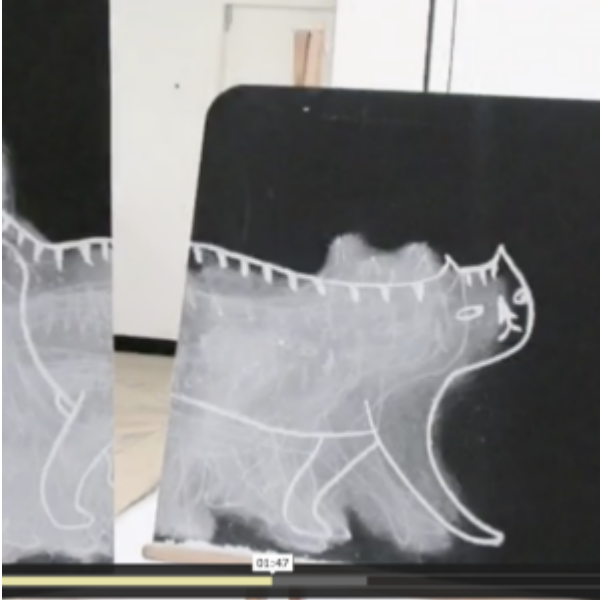
### You May Also Like...

**Pathway: Making Animated Drawings**



[This is featured in the 'Making Animated Drawings' pathway](#)

**Talking points: Making drawings move**



**Talking Points: paper cut puppets**



**Talking Points: Lauren child**



**Talking Points: Lotte reiniger**



---

**“Missing You” – Pavement Art  
Response to #SchoolclosureUK**



---

# **Home: The Little House on West Street LockDown Project**

---

# **Unesco: Celebrating the Power of Making!**

Inspired by Paula's recent rousing film, 'It's in Our Hands', artist Jan Miller pulled images together from her own teaching to illustrate the things the children in her classroom do with their hands

---

# **Children's Community Project**

---

# **Flying Minpin Birds**

Roald Dahl's The Minpin Birds inspired Arbury school pupils to design and make their own birds for a tiny Minpin to ride upon. Alongside this project, the class drew their own maps of imaginary worlds and imagining themselves as Minpins.

---

# **Abstract Face – Relief Sculptures**

In this construction and painting resource, students make an abstract face, relief sculpture from cardboard, adding colour, texture and metal findings. This resource was inspired by the work of Kimmy Cantrell, a self-taught contemporary artist who uses asymmetry to question long-established views around beauty.