

Layers in the Landscape by Emma Davies

A 40 Artist Educator Resource:
Be Inspired by Emma Davies



Be Inspired by Emma Davies. Image by Emma of 'Site Responsive Installation,' created at the Wild Networking Event, run by Fermynwoods Contemporary Art at the cottages in Fermyn Woods; work is in progress. Recycled materials, paint, pencil and pastel. 2013

Artist Educator Emma Davies shares an inspirational resource, to enable students to interpret the landscape through the construction of colourful, shallow relief, cardboard sculptures.

This project was shared with AccessArt as part of the [40 Artist Educator Project](#), funded by Arts Council England, aiming to highlight and celebrate artist-led teaching and facilitation.

Layers in the Landscape by Emma Davies

This workshop was one of a series over the course of the year in which we were investigating the theme of Layers – physical and metaphysical as a means of exploring landscape, imagination and materials.

When working with the young people on the project, it is important to have clear goals and for me high targets, but with the open mindedness to understand that the young people will follow their own path and that it is important to facilitate this.

	Please log in here to access full content.
Username	<input type="text"/>
Password	<input type="password"/>
	<input type="button" value="Login"/> <input checked="" type="checkbox"/> Remember me
	Forgot Password

To access all content, I would like to join as...

An Individual



Creative practitioners, educators, teachers, parents, learners...

[From £3.50](#)

An Organisation...



Schools, Colleges, Arts Organisations: Single and Multi-Users
[From £42](#)


AccessArt is a UK Charity and we believe everyone has the right to be creative. AccessArt provides inspiration to help us all reach our creative potential.

You May Also Like...

Visual Arts Planning Collections: Cardboard and paper



concertina landscapes



diary of a sculptural sketchbook



Working WITH and IN the Landscape by Frances Hatch

**See This Resource Used In
Schools...**





You May Also Like...

Pathway: using natural materials to make images




[This is featured in the 'Using Natural Materials to Make Images' pathway](#)

Talking Points: Frances Hatch




Talking Points: Anna Atkins



Talking Points: What is a cyanotype



Talking Points: Artists as explorers and collectors



From Drawing to Collage to

Casting – Mural Design with Primary Schools

See This Resource Used In Schools...





Responding to Place by Claire Louise Mather


Cut Paper Collage Still Life


See This Resource Used In Schools...













You May Also Like...

Pathway: Exploring Still Life



[This is featured in the 'Explore Still Life' pathway](#)

talking points: Flemish and Dutch Still Life Painters



Talking Points: Paul Cezanne




talking points: Contemporary still life




**Painting the Savannah by
Chloe Williams**

3-D Visual Maps for Children

See the Resource Used in Schools...









You May Also Like...

Pathway: Typography and Maps



[This is featured in the 'Typography and Maps' pathway](#)

Talking Points: What is Typography?




Talking Points: Grayson Perrys 'Map of Days'



Talking Points: Hogwarts' Maps



Talking Points: Paula Sher



**Inspired by Miro – Collage,
Automatic Drawing, &**

Sculpture

You May Also Like...

Visual Arts Planning Collections:
Cardboard and paper



CARDBOARD ENGINEERING CHALLENGE



AN INTRODUCTION TO SCULPTURE



**Woodland Exploration by
Caroline Wendling & Deborah
Wilenski**


**Drawing with Wire: The
Polymeric Approach by Julie
de Bastion**

You May Also Like...


Visual Arts Planning Collections:
Literacy



Accessart wire resources



drawing with wire



Sculptural Pots

Bad Cat: Inspiration for Art Week

You May Also Like...

**Visual Arts Planning Collections:
Literacy**



the making of rabbit, cactus, accident



Making Broadway Market



Colour Composition and Ben Nicholson

One hour session in which primary age children made simple coloured elements through which to explore composition. [Full AccessArt Members Only](#)

Murals in Schools by Tracy McGuinness-Kelly

Minibeast Artwork by Tracy McGuinness-Kelly

Fun MiniBeast collage project by Tracy McGuinness-Kelly. Aimed at primary school children. [Full AccessArt Members Only](#)

Using monoprint to Create a Textured Collage: Toy Farmyard and Woodland Animal Still Life

Teenagers use acrylic paint to monoprint and create a textured collage. [Full AccessArt Members Only](#)

Set Design with Primary Aged Children

Beautifully illustrated resources shares how year 3, 4, 5 and 6 children at Bourn Primary Academy explored set design through drawing and making.

Winter Still Life

Many thanks to students of AccessArt's Experimental Drawing Class for sharing their process and finished results with AccessArt.

Many thanks to Pisces for generously supplying pastels, pens, charcoal and scissors used in this session to AccessArt.



Designing Wallpaper!

Using photocopied drawings to design wallpaper! [Full AccessArt Members Only](#)

Paper Dress by Andrea Butler