

# Use Scrapstores!

Scrapstores are a fantastic resource for running any group that supports visual arts learning!

If you run an after-school art club, visiting your local scrap store can help you access a wide range of high-quality art and craft materials for your members. The range of materials in scrapstores changes from day to day and could include card, paper, textiles, paint, corks, wool, cardboard tubes, netting, gauze and a thousand other things!

All scrapstores have different means of accessing their scrap materials. In some, you need to pay an individual membership fee, whilst in others, you simply pay for the scrap you take on the day. Below is a list of scrapstores nationwide, with contact details for each. If you are interested in listing your scrap store on the AccessArt website, then please contact [rachel@accessart.org.uk](mailto:rachel@accessart.org.uk).

You can see inspiring resources on using scrapstore materials here: [A Wealth of Materials](#)



## **The Gloucestershire Resource Centre, Gloucester**

"[The Gloucestershire Resource Centre](#) has been promoting creativity in the arts, health, play and education sector through the re-use of materials from industry and business for over 32 years now. We don't specialise in any type of materials as we have to run with the surplus being generated by local businesses within our catchment of Gloucestershire at the time, We rely on the national community of scrap stores to exchange materials we we can provide variety and choice for our 1300 plus members."

Address and Opening Times:

City Works  
Alfred Street  
Gloucester  
GL14DF

Tuesday 10:00 am - 7:00pm

Wednesday 10:00am - 5:00pm

Thursday 10:00am - 5:00pm

Plus occasional Saturdays 10am - 1pm

### **Orinoco Scrapstore, Oxford**

"[Orinoco](#) is an Oxfordshires scrap store with a long history of using creativity, craft and play to inspire the reuse of materials that would otherwise end up in landfills. It would be easy to assume that this little charity is all about scrap, but take a look behind the lorry loads of materials saved, and you'll find a source of affordable resources for schools and organisations working with children and young people across Oxfordshire. For more information, have a look at [our website](#)."

Address and Opening Times:

111-113 Pound Way

Templars Square Shopping Centre

Cowley

OX4 3XH

Tel. 07763 923746

Email. [oxford@orinoco.org.uk](mailto:oxford@orinoco.org.uk)

Tuesday 12-4pm

Wednesday - Saturday 10.30am to 4.30pm

### **Re-Imagine Resource Centre, Cambridgeshire**

"[At Re-Imagine](#), we are finding creative ways to help look after our planet. We are passionate about being creative to be well, and I provide making sessions in-store and run outreach workshops for all types of groups, as well as a fully stocked resource warehouse full of amazing items to be turned into something eco-fabulous.

We collect wonderful materials that businesses normally just

throw away, and for a tiny fee, make them available for you to transform into works of art, to play with or wherever your imagination leads..."

Address and Opening Times:

We are on the same site as [Witchford Household Recycling Centre](#).

Witchford Household Recycling Centre  
Stirling Way  
Witchford  
CB6 3FA

Wednesday 10.00am - 2.00pm

Saturday 10.00am - 12.00pm

### **Bits and Bobs, Cambridge**

"Our Scrapstore is named Bits and Bobs because that's exactly what you'll find. In amongst the rolls of colourful card, massive containers full of fabric scraps, there are lots of things we don't even have names for."

Address and Opening Times:

3 Commercial Road  
March  
Cambridgeshire  
PE15 8QP.

Factory Shop open to members:

Wednesdays and Thursdays, 9.30am to 4pm

Fridays and Saturdays, 9.30am to 2pm

### **Work and Play Scrap Store, London**

"Do you need inspiring, cheap arts and crafts and design materials, or props for your productions or unusual creative play resources?"

Do you want to use more sustainable materials?

For an economical fee, you, your school or your group can join the [Work and Play Scrapstore](#) based in Tooting and have unlimited access to our materials for your projects, all of which are saved from landfill.

Paper and paint, textiles and trimmings, buttons and bubble wrap, wood, foam, fine wire, and so much more... come and visit us and see for yourself.

No need to book an appointment, just come and look around!"

Address and Opening times:

Hazelhurst Estate  
13 Blackshaw Road  
Tooting  
SW17 0DA

Tuesday 11.00am-5.00pm

Thursday 11:00-5pm

Every first Saturday of the month, 11.00am-4.00pm

Every third Sunday of the month, 11.00am-4.00pm

Use [this directory](#) to find a scrapstore near you.

---

**This is a sample of a resource created by UK Charity AccessArt. We have over 1500 resources to help develop and inspire your creative thinking, practice and teaching.**

**AccessArt welcomes artists, educators, teachers and parents both in the UK and overseas.**

**We believe everyone has the right to be creative and by working together and sharing ideas we can enable everyone to reach their creative potential.**

---

**7 & 8 Year Olds Explore MonoPrinting & Oil Painting**

---

**Drawing with Scissors: Screen Printing Workshop in 3 Stages, Inspired by Matisse**

---

**Withy Butterflies**

Art educator Anne-Louise Quinton shares a workshop for making a flock of large, withy butterflies, creating a colourful and

dramatic artwork.

---

# **An Exploration of Artwork by Shepard Fairey**

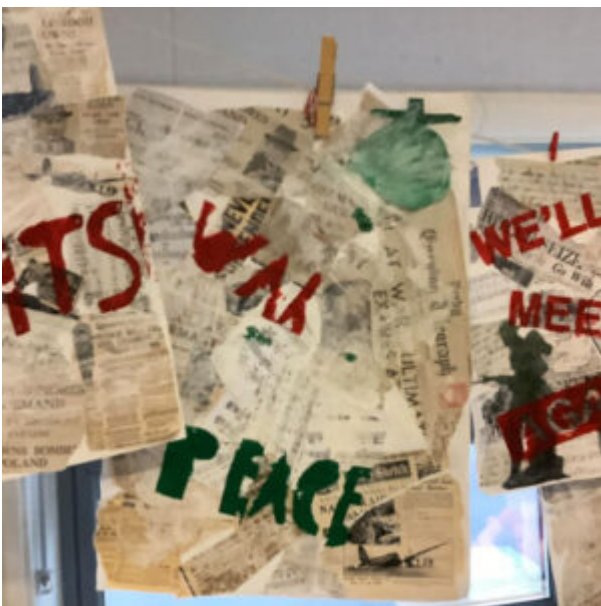
---

## **Teenagers Make Propaganda Art Inspired by Shepard Fairey**

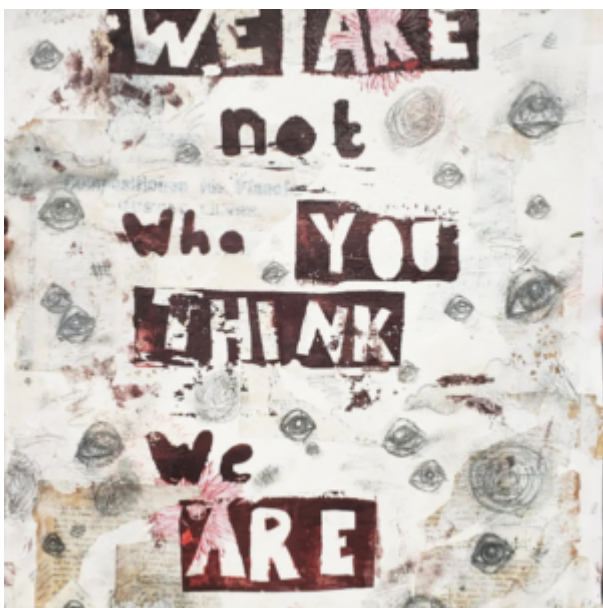
### **See This Resource Used In Schools...**

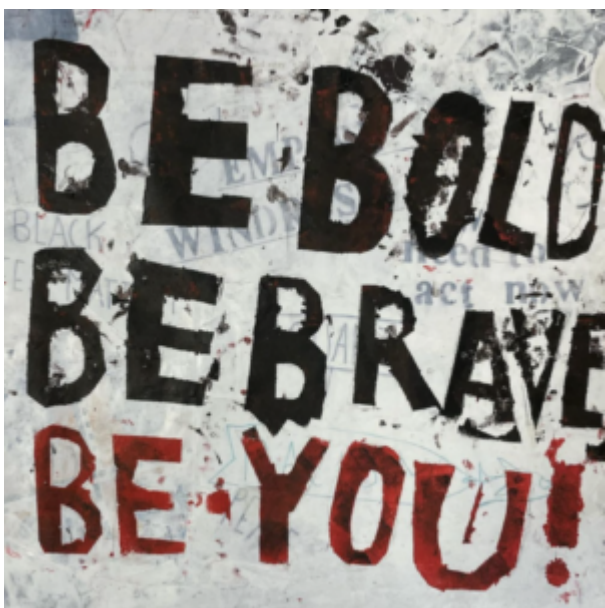





















**You May Also Like...**

**Pathway: Print & Activism**



[This is featured in the 'Print & Activism' pathway](#)

**Talking Points: Luba Lukova**




**Talking Points: Faith Ringgold**





**Talking Points: Kate DeCiccio**



**Talking Points: Shepard Fairey**



---

**Screen Prints Inspired by  
Shepard Fairey**

---

**Making Sculptural “Wild  
Things” (Session 2 & 3)**

**See This Resource Used In  
Schools...**









## You May Also Like...

Pathway: Drawing and Making Inspired by Maurice Sendak



[This resource is featured in the 'Drawing and Making Inspired by Maurice Sendak' pathway](#)

**talking points: maurice sendak**



**session recording: exploring modroc**



---

**Roseate Spoonbill Mixed Media**



# Project

---

## Beginning with Bones

In a workshop led by artist Melissa Pierce Murray, teenagers make observational drawings of a 1/4 life size model of a skeleton to understand the structure of the human body. Students looked at how artists used armatures, including Alberto Giacometti and Henri Matisse.

---

## Dancing Bones

Inspired by real anatomical drawings of human, ape, cat, lion, horse and dog skeletons, teenagers build 'life size' and 'oversize' collages of 'dancing skeletons' – This workshop was led by artist Melissa Pierce Murray

---

## Year 3 Roald Dahl & Quentin Blake Homework

A year three homework brief to 'make or draw a Roald Dahl character inspired by Quentin Blake.'

---

# **The AccessArt Village and How a Small Idea can be Big**

Sheila Ceccarelli from AccessArt leads year nine students from Frances Bardsley Academy for Girls on a collective drawing and collage experience exploring the #AccessArtVillage in BRG Brentwood Road Gallery. Students absorb this stunning collection of sewn houses and inspired by thread and stitches, make their own creative responses.

---

# **Making an Ink and Wax Village with Pupils in Mansfield**

---

# **Wave Bowls**

In this session children make 'wave bowls' with Paula Briggs – a session where the pieces literally 'come together'.

---

# **Under the Ocean Mirrors**

This was an afternoon session for year four pupils at Ridgefield Primary School, Cambridge, and part of AccessArt's Brilliant Makers Club, a campaign supporting and championing making experiences in schools. By Sheila Ceccarelli

---

# **Using Sketchbooks to Take Ownership of Ideas**

---

# **Be Inspired to Inspire**

---

# **“Heart-Work” an Arts and Wellbeing Project for Young People**

**Arts and Minds: Time to Introduce Ourselves – A Sculpture Challenge**



## Arts and Minds: A 'Heart-Work' Conversation



## Arts and Minds: Asemic Writing and Invented Text



**Feeling Through Drawing**



**Drawing for Mindfulness**



## **Arts and Minds: Expressive Monoprinting on a Big Scale**




## **Constructing the World with Collage**





## **Building to the Limit**



## **Manipulating Clay with Water**



---

# **Drawing Into Space with Melissa Pierce Murray**

In this session, artist Melissa Pierce Murray invited students to create three-dimensional drawings from tape, string and paper, using the entire room as our canvas.