

A Visual Poetry Zine with Monotype

Use monoprint, paint and collage to create zines inspired by poetry.

Paint Your Corner Shop

See This Resource Used in Schools...





You May Also Like...

Pathway: Festival Feasts



[This is featured in the 'Festival Feasts' pathway](#)

Talking Points: Claes Oldenburg




Talking Points: Nicole Dyer



Talking Points: Lucia Hierro



Drawing source material: Food



Making Sculptural Birds

See This Resource Used In Schools...















You May Also Like...

Pathway: Making Birds



[Featured in the 'Making Birds' pathway](#)



Talking Points: Inspired by Birds



Cut Out Typography

See the Resource Used in Schools...









You May Also Like...

Pathway: Typography and Maps




[This is featured in the 'Typography and Maps' pathway](#)

Talking Points: What is typography?



Talking Points: Louise Fili



Which Artists: Tatyana Antoun

What We Like About This Resource...

“The research phase of a creative project can be presented in many different ways, and can even be an art form in itself. Here, Tatyana demonstrates how her sketchbooks became a medium through which she expressed her thoughts, refined her ideas and explored materials. We believe sketchbooks to be a powerful tool for children to take ownership of their ideas and travel on their own creative journey, without necessarily knowing the destination. Take a look at our [sketchbook journey](#)

for more sketchbook inspiration” – Rachel, AccessArt.

You Might Also Like...



[Sketchbooks and Thinking Skills](#)



[Sketchbooks for Designers – an Introduction for Children](#)



[Using Sketchbooks to Take Ownership of Ideas](#)

Creating Repeat Patterns With Rachel Parker

What We Like About This Resource...

“This is a great activity for really tuning into colour and shape. The process is ultimately quite a refined one (ie making a pattern balanced and repeated ‘correctly’) – but there’s plenty of scope for exploring pattern in a more experiential

way prior to the refinement page. Try one of the recommended resources below to introduce pattern and begin with some open ended activities to build skill and confidence.” – Andrea, AccessArt

You Might Also Like...

Pathway: Exploring pattern



[This is featured in the 'Exploring Pattern' pathway](#)


Talking Points: Andy Gilmore



talking points: Louise Despont



Inspired by Rachel Parker



Teachers Explore Pattern, Shape and Texture



Block Printing Repeat Patterns



Collage Streets

What We Like About This Resource...

“This project provides a real opportunity for children to engage with a range of different processes to produce truly individual final results. Jan Miller is an experienced teacher and connects her projects well with learning outcomes. In this case, children are encouraged to have a loose approach and to make their own creative decisions – which is such a valuable part of any child (or adults!) creative education”. – *Rachel, AccessArt*

You Might Also Like...



Painted Houses



One Line Street



[Responding to Place](#)

World War I Mail Art

What We Like About This Resource...

“This project links poignant subject matter with meaningful art processes and local history. What we learn about the re purposing of materials, (in this case spent ammunition) re affirms how we can use what is around us as a starting point to making and creating. You could extend or adapt this project by looking at broken pottery, re purposing that into new sculptures that link with

Roman or other local historical cultures” –
Rachel, AccessArt

You May Also Like...



[Henry Moore's Shelter Drawings](#)



[Remembrance Day Soldiers](#)



[For Remembrance Day](#)

Creativity Medals

**See the Resource Used in
Schools...**





What We Like About This Resource...

“The sentiment behind this resource idea is lovely and it provides an opportunity to really develop some fine motor skills as well as independence of approach. Taking ownership of the medal design means the sense of achievement is heightened beyond the children just being given one. You can really imagine the positive energy that would surround this activity within a classroom, with each child working on a shared project but embarking on their own creative journey.” – *Rachel, AccessArt*

You May Also Like...

Pathway: Playful Making



[Featured in the 'Playful Making' pathway](#)

Talking Points: Introduction to sculpture

Sculpture.mp4



Clay Art Medals



Talking Points: Nnena Kalu



Talking Points: Linda BELL



Which Artists: Cas Holmes

What We Like About This Resource...

“The sense of journey and feeling of movement is such an interesting part of Cas’ textile work here. We love how location and place is communicated through the variety of fluid and meandering textile marks used. Cas’ Romani background as well as early experience living in Japan make for a rich cultural backdrop to her work. The themes here could be explored in the classroom by asking children to use memories of places they’ve visited to produce a creative

response using fabrics and mixed media” – *Rachel, AccessArt*

You Might Also Like...



[Draw Your Home](#)



[Working With and In the Landscape](#)



[Landscape Sculptures](#)

Which Artists: Nathan Ward

Volcano Painting inspired by Frank Bowling

See This Resource Used In Schools...

















What We Like About This Resource...

“We love how this activity provides an opportunity to explore a well known Artist’s work, through focussing on their materials and techniques. The children looked at Frank Bowling’s work before creating their own individual responses that retained individual ownership – something we advocate as part of a rich and balanced visual arts education. It was also great to see how a professional artist visited the school to further enhance the children’s experience.” – *Rachel, AccessArt*


You May Also Like...

Pathway: Cloth, thread, paint



[This is featured in the 'Cloth, Thread, Paint' pathway](#)


Talking Points: Frank Bowling



Talking Points: Hannah Rae



Talking Points: Alice Kettle



The Art Of Zines


You Might Also Like...

Pathway: Print & Activism





Making an Artist's Book



Book Artists



Lino Printing Inspired by Gestural Drawings

Redesigning Food Packaging

You May Also Like...

Pathway: 2D Drawing to 3D Making



[This is featured in the '2D Drawing to 3D Making' pathway](#)

Talking Points: Packaging Design



What is Typography



Printmaking using Packaging

Personalising a Sketchbook with Mark Making and Collage

Using a Found Book for a Sketchbook

Making a Backwards Sketchbook

Animal Habitats: An Ecological Mural of Planet Earth

Vicki Ostensen visits her local Primary School to create a beautiful large scale mural of animals in their natural habitats.