

Adapting AccessArt: Colour and Composition

By Yu-Ching Chiu

In this resource, artist and artist educator Yu-Ching Chiu shares her adaptation of the [Manipulating Forms in Landscape Painting](#) resource. This resource highlights that observation doesn't always have to be close and detailed, and that colour and shape can be used to build interesting compositions. Yu-Ching works across pre-university Foundation level, however, her adaptations could be translated across a variety of ages.



	Please log in here to access full content.	
Username		<input type="text"/>
Password		<input type="password"/>
	<input type="button" value="Login"/>	<input checked="" type="checkbox"/> Remember me
	Forgot Password	

To access all content, I would like to join as...

An Individual



Creative practitioners, educators, teachers, parents, learners...

From £3.50

An Organisation...



Schools, Colleges, Arts Organisations: Single and Multi-Users
From £42

AccessArt is a UK Charity and we believe everyone has the right to be creative. AccessArt provides inspiration to help us all reach our creative potential.

You May Also Like

Manipulating Forms in Landscape Painting



Layered Colour Gestural Drawing



Cut Paper Collage Still Life




Adapting AccessArt: Monoprint and Painting: The Great Fire of London

You May Also Like

**7 & 8 Year Olds Explore MonoPrinting &
Oil Painting**



Monoprinting with Oil Pastel and Carbon Copy Paper



Working in a Studio

You Might Also Like...

Artist Studio Series



Talking Points: Artists as Collectors and Explorers




Explore Contemporary Artists, Designers and Makers



Manipulating Forms in Landscape Painting

**See How This Resource Is Used
in Schools...**





You Might Also Like...

Landscape Painting: Plein Air Painting



Working With and In the Landscape



Painting The Storm



Alternative Fashion

You Might Also Like...

2d and 3d Fashion Designs using Painted Paper



Barbie and Ken Transformation



Puppets Inspired by Historical Paintings



Sculptural Environments Inspired by Hockney

**See This Resource Used In
Schools...**





Nests: Materials, Tools Testing and Sketchbooks

See This Resource Used In Schools...



You May Also Like...

Pathway: Sculpture, Structure,
Inventiveness & determination



This is featured in the 'Sculpture, Structure, Inventiveness & Determination' pathway

Talking Points: What can we learn from birds



Drawing source material: nests



Nursery Night Time Collage

Inspired by the AccessArt Village, artist Rachel Thompson works with pre-school aged children in St Matthew's Nursery School, Cambridge to make their very own night time scenes with collage and wax-resist.

Teachers Explore Pattern, Shape & Texture with Charcoal, Graphite, Masking Tape and Pastels

An introduction to pattern, shape and texture with charcoal and graphite, and an opportunity for teachers to break down

any preconceived ideas about what drawing is and who drawing processes is for

Arts and Minds: Drawing for Mindfulness

The August Creative Challenge Gallery – Week Four

Year Three Pupils Explore Stencils, Composition and Expressive Mark Making with Oil Pastels

You May Also Like...

Pathway: working with shape and colour



This is featured in the 'Working with Shape and Colour' pathway

Talking Points: Henri Matisse Cut Outs



Talking Points: Romare Bearden

**...What I have tried
to do in my collages is
bring the Afro American
experience into art and
GIVE IT A
UNIVERSAL
DIMENSION.**

**Red to Green: Wax Resist and
Scruffito**

**Aspire to Create: Inspired by
Nature & Empowered by
Creativity – Red to Green**

One: Casting



Exploring mark making into wet clay, mould making, mixing and pouring plaster

Two: Patterns in Nature, Line and Wire



Using drawing to look at designs and patterns in nature to inspire the creation of wire sculpture

Three: Taking Rubbings and Making Compositions



Recording the surrounding world by taking rubbings

Four: Block Printing



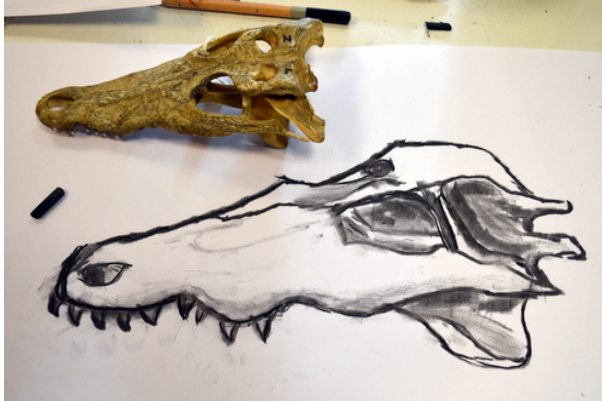
Learners are introduced to block printing

Five: Monoprinting




Exploring texture, pattern and mark making through monoprinting

Six: Steps to Observational Drawing



Four steps to enabling observational drawing

Seven: Making Sculpture



Learners explore sculptural principles of form, space and balance

Eight: Wax Resist and Scraffito



Introducing colour with wax resist and scraffito techniques



Making and Drawing Birds

**creating decorative designs from birds:
markmaking, texture and pattern**




In the Company of Birds



nest




Rowan: Making a Clay Bird from a Mould



dragons and birds in eggs: hidden and revealed



**making birds! sculptural ideas for
primary schools**



**Sculptural Birds in Flight by Teenage
Makers**



rook: transforming materials



**Printing at Battyford Primary, Inspired
by Hester Cox**



‘Flock’ at Prospect House School, Inspired by Veronica Lindsay-Addy



book transformation: flock of birds



drawing birds with mixed media: creating effects with oil pastels, crayons and ink washes



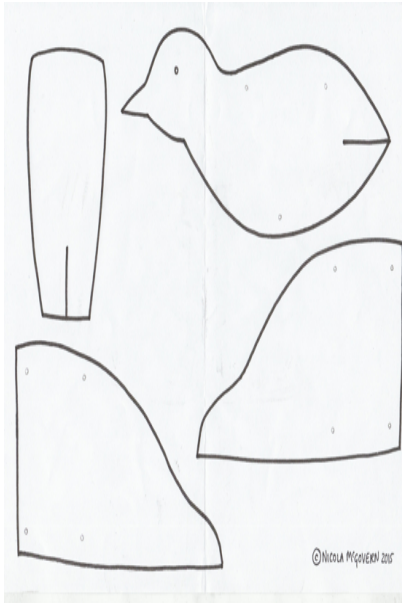
‘Dawn Chorus’ by Marcus Coates



Colourful Sculptural Birds by Pupils at Donhead Preparatory School



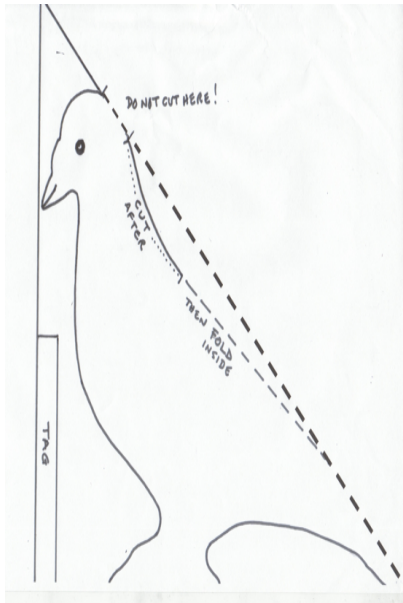
Priscilla the Puffin: Make a Simple Bird Mobile



How to Make a Simple Origami Bird by Melanie Johns



Paper Pidgeon Project



‘Birds in the Trees’ by Pupils at Battyeford Primary School



Brave Young Makers: Year Three Pupils at Ridgfield Primary Transform materials into Birds and Insects



making modroc sculpture



cantus articus (Concerto for birds and orchestra) Op.61: Images Inspired by Music



Perseverance, Determination and Inventiveness: Building Nests



Sculptural Pots

Scraperboard Lookalikes

Woodcut

Making simple scraper board drawings with oil pastel and acrylic paint, which take on the appearance of woodcuts. [Full AccessArt Members Only](#)

Bad Cat: Inspiration for Art Week

You May Also Like...

Visual Arts Planning Collections: Literacy



the making of rabbit, cactus, accident



Making Broadway Market



Drawing Materials Sample

Cards

Drawing project to create sample drawing material cards which can be used for future reference and inspiration. [Full AccessArt Members Only](#)

Painting on Plaster, Inspired by Vincent Van Gogh

Beautifully illustrated resource which introduces still life via an unusual combination of materials: plaster, oil pastel, graphite and linseed oil.