

# Introduction to Life Drawing with Hester Berry

By [Hester Berry](#)

## Why draw the human figure?

Drawing is an intuitive and prehistoric way of communicating. Today we draw from a very early age and then many of us leave it behind. Drawing transcends language barriers; it is often the best way to describe imagery and it provides a means for us to express ourselves creatively.

The human figure is the most familiar subject matter to us and we automatically relate to it, being used to regularly seeing our own and other peoples' faces and bodies. It provides a perfectly constructed collection of shapes for practicing techniques, observation, and experimenting with different materials. A landscape may still be recognizable as such despite embellishments and mistakes, but the human figure allows less margin for error, and so it is a perfect motif for measuring success and improvement.



'Five Stretches' by Hester Berry in watercolour

---

	<b>Please log in here to access full content.</b>	
Username	<input type="text"/>	
Password	<input type="password"/>	
	<input type="button" value="Login"/>	<input checked="" type="checkbox"/> Remember me
	<a href="#">Forgot Password</a>	

**To access all content, I would like to join as...**

**An Individual**



Creative practitioners, educators, teachers, parents, learners...

From £3.50

## An Organisation...



Schools, Colleges, Arts Organisations: Single and Multi-Users

From £42

***AccessArt is a UK Charity and we believe everyone has the right to be creative. AccessArt provides inspiration to help us all reach our creative potential.***

---

---

# Paper Pigeon Project

---

## Show Me The Shadows

---

## Illustrating 'The Jabberwocky'

In this resource, AccessArt contributor Eleanor Somerset, illustrates how she worked with a group of 7-10 year old pupils and another of 10-15 year old budding artists, at the Little Art Studio in Sheffield, on a series of workshops to illustrate Lewis Carroll's The Jabberwocky.

---

## Making and Drawing Birds

creating decorative designs from birds:  
markmaking, texture and pattern



## In the Company of Birds



nest




**Rowan: Making a Clay Bird from a Mould**



**dragons and birds in eggs: hidden and revealed**



**making birds! sculptural ideas for primary schools**



**Sculptural Birds in Flight by Teenage Makers**



**rook: transforming materials**



**Printing at Battyford Primary, Inspired by Hester Cox**





**'Flock' at Prospect House School,  
Inspired by Veronica Lindsay-Addy**



**book transformation: flock of birds**



**drawing birds with mixed media: creating effects with oil pastels, crayons and ink washes**



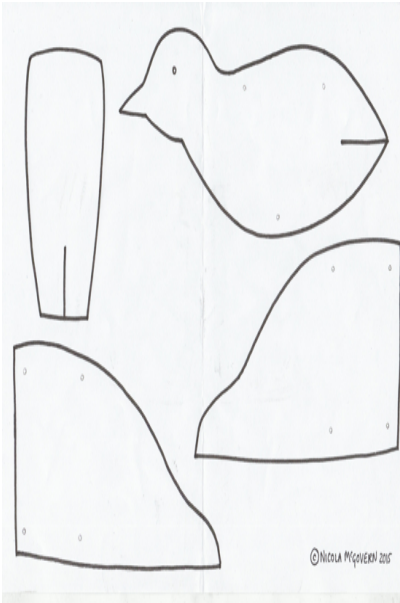
**'Dawn Chorus' by Marcus Coates**



## **Colourful Sculptural Birds by Pupils at Donhead Preparatory School**



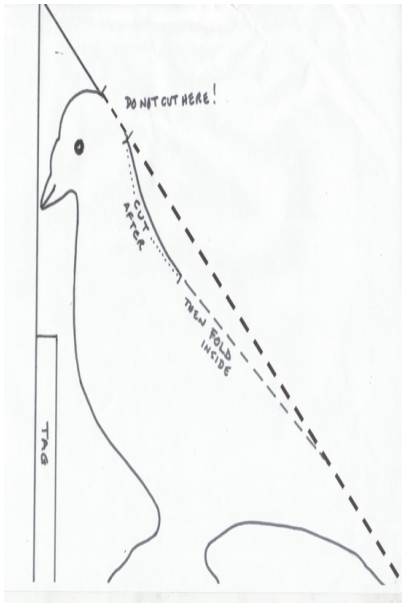
## **Priscilla the Puffin: Make a Simple Bird Mobile**



## How to Make a Simple Origami Bird by Melanie Johns



## Paper Pidgeon Project



## **'Birds in the Trees' by Pupils at Battyeford Primary School**



**Brave Young Makers: Year Three Pupils at Ridgefield Primary Transform materials into Birds and Insects**



**making modroc sculpture**



**cantus articus (Concerto for birds and orchestra) Op.61: Images Inspired by Music**

Dedicated to Urho Kekkonen

Written for the Arctic University of Oulu 1972

## CANTUS ARCTICUS

Concerto for Birds and Orchestra

### The Bog

Einojuhani Rautavaara, op. 61

I *♩ = c. 88*

V1 *p* Think of autumn and of Tönnilövely

P1 *p*

P2 *p*

**Perseverance, Determination and Inventiveness: Building Nests**



---

**Making Sea Sculptures at**

# **Culford School, Suffolk**

Artists Andrea Butler and Sheila Ceccarelli inspire year three pupils to invent their own sculptural sea creatures using simple wrapping and binding techniques with scrap store materials.

---

## **Painting the Storm, at Bourn Primary Academy**

---

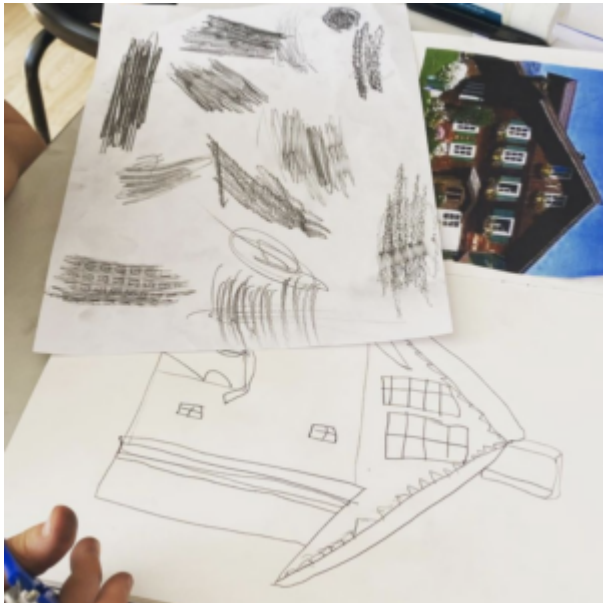
## **Street Drawing: Exploring Vanishing Points with Masking Tape**

---

## **Houses from Around the World: International Day at Monkfield Primary School**



# See This Resource Used In Schools...







---

**Recording & Communicating  
through Narrative with Degree  
Level Contemporary Craft  
Students by Vanessa Marr**

---

**Inspired by Google Earth:  
Drawing**

---

# Using Negative Space to Believe What You See (& Scaling Up)

## You May Also Like...

Pathway: 2D Drawing to 3D Making



[This is featured in the '2D Drawing to 3D Making' pathway](#)

Talking Points: Lubaina Himid



---

## **Jo Allen and Rachael Causer: Relief Printmaking at Ridgefield Primary School**

---

## **Exploring Portraits with Eleanor Somerset**

## **You May Also Like...**

**Visual Arts Planning Collections:**

## Portraits



## Egg Box Gargoyles



fruit inspired clay tiles



---

**Sketching from a Source and  
Using Photocopies to Develop  
a Sketchbook Approach**

---

**Creating and Drawing an Art  
Installation**

---

# Nest

See This Resource Used in Schools...









## You May Also Like...

Pathway: Sculpture, Structure,  
Inventiveness & determination



[This is featured in the 'Sculpture, Structure, Inventiveness & Determination' pathway](#)

# Talking Points: What can we learn from birds



## Drawing source material: nests



# Drawing Hands

## You May Also Like...

Pathway: Exploring Form Through Drawing

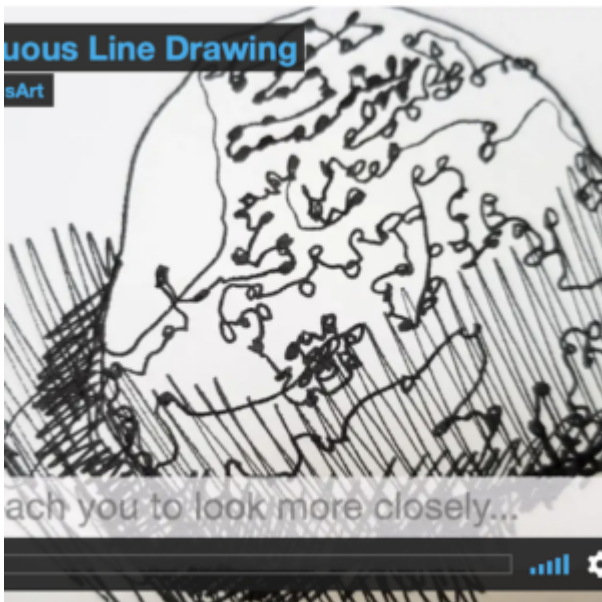


[This is featured in the 'Exploring Form Through Drawing' pathway](#)

Drawing Like a Caveman – Handprint Art



## Continuous Line Drawings



---

## Walking Sketchbooks

---

# **Using a Folded Sketchbook to Get Drawing!**