

Drawing Large

Following on from the last exercise when we explored "[drawing small](#)", this exercise gives you the chance to make much freer, larger drawings.

It's up to you what "large" means to you. It will depend on the space and materials you have, and might just be 4 pieces of A4 stuck together, or you may have some old wall paper that you can draw on the back of, or even an old white board you could use. The important thing is that instead of feeling like you are making tight, small drawings, you feel like you are able to make drawings which are looser, and, most importantly, that when you draw you can feel yourself using your whole arm is moving at the shoulder and the elbow, as well as the wrist.

Let's get started...



| | |
|----------|--|
| | Please log in here to access full content. |
| Username | <input type="text"/> |
| Password | <input type="password"/> |
| | <input type="button" value="Login"/> <input checked="" type="checkbox"/> Remember me |
| | Forgot Password |

To access all content, I would like to join as...

An Individual



Creative practitioners, educators, teachers, parents, learners...

From £3.50

An Organisation...



Schools, Colleges, Arts Organisations: Single and Multi-Users
From £42

AccessArt is a UK Charity and we believe everyone has the right to be creative. AccessArt provides inspiration to help us all reach our creative potential.

See This Resource Used in Schools...





You Might Also Like...

Pathway: Gestural Drawing with Charcoal



[Featured in the 'Gestural Drawing with Charcoal Pathway'](#)

Session Recording: exploring Charcoal



Molly Hausland




The ancient art of konan



**Mono Printing Session with
'Change, Grow, Live'**


You May Also Like...

Pathway: Exploring the world through mono print



[This is featured in the 'Exploring The World Through Mono print' pathway](#)

Talking Points: Xgaoc'o Xare



Video enabled monoprint resources




Rainbows and Waves for Grey Days

Drawing Small

You May Also Like...

Pathway: Exploring the world through monoprint



[This is featured in the 'Exploring The World Through Mono print' pathway](#)

Drawing Large



Life Drawing Class: Visual Impressions

Inspired! 'The Tree' by Year One and Two at Hauxton Primary School

In this post, Pamela Stewart shares the submission by Hauxton Primary School, Cambridgeshire for Inspire: A Celebration of Children's Art in Response to Jacopo del Sellaio's Cupid and Psyche by Year One and Two pupils in 'Owl Class'.

It shares the pupils' Inspire journey and all that they learned in response to looking at the Renaissance painting at the Fitzwilliam Museum, Cambridge.

Walking and Drawing

Unesco: Celebrating the Power

of Making!

Inspired by Paula's recent rousing film, 'It's in Our Hands', artist Jan Miller pulled images together from her own teaching to illustrate the things the children in her classroom do with their hands

Children's Community Project

Foreshortened Sketches

Cupid and Psyche: How a Fifteenth-Century Renaissance Panel Became the Most Loved Painting in Cambridgeshire

Sheila Ceccarelli tells the story of how Cupid and Psyche, painted by Jacopo Del Sellaio, an Italian Renaissance artist, came to become the most loved painting in Cambridgeshire. Inspire is an exhibition of art made by primary school children and celebrates the creativity of our local schools. It champions the on-going importance of cultural learning and

the visual arts for children and young people. A chance also to see Del Sellaio's Cupid and Psyche on display next to the children's work.

Bubble Drawings

Pastel and Rubber Chiaroscuro Drawings

Thinking Silhouettes

Wall Drawings with Tape

Classical Inks

Abstract Face – Relief Sculptures

In this construction and painting resource, students make an abstract face, relief sculpture from cardboard, adding colour, texture and metal findings. This resource was inspired by the work of Kimmy Cantrell, a self-taught contemporary artist who uses asymmetry to question long-established views around beauty.

Nib & Ink Mark Making Still Life

Many thanks to accessArt Young Artist
Rowan Briggs Smith

Young Artists



The Wildflower Meadow

Rachel Burch, Head of Art at Burton Hathow Preparatory School and her pupils explore simple drawing, collaging and painting techniques to create beautiful artworks inspired by a summer meadow.

Painting A Rainbow Forest

Rachel Burch, Head of Art at Burton Hathow Preparatory School and her pupils paint their own large scale, colourful forest inspired by AccessArt's resource 'Painting A Bluebell Forest'. Rachel shares her process in this resource.