

Making Birds! Sculpture Ideas for Primary Schools

By Paula Briggs

These striking birds are easy to make and combine your drawing and making skills. Make one as a pet, or make a whole flock as a piece of sculpture! You could even make them a house to live in or a tree to perch in!

Artists


• Which artists might we look at?

Cathy Miles makes wire sculptures adding found materials for colour and texture: <http://cathymiles.blogspot.com/>

<https://heartgalleryblog.wordpress.com/2011/09/19/meet-the-maker-cathy-miles/>

Diana Beltran Herrera uses paper for her delicate model birds: [Diana Beltran Herrera](#)

This is a great project for children as the actual technique is quite simple yet there's lots of room for experimentation and individuality.



Making birds from card, paper and wire

	Please log in here to access full content.	
Username	<input type="text"/>	
Password	<input type="password"/>	
	<input type="button" value="Login"/>	<input checked="" type="checkbox"/> Remember me
	Forgot Password	

To access all content, I would like to

join as...

An Individual



Creative practitioners, educators, teachers, parents, learners...

From £3.50

An Organisation...



Schools, Colleges, Arts Organisations: Single and Multi-Users
From £42

AccessArt is a UK Charity and we believe everyone has the right to be creative. AccessArt provides inspiration to help us all reach our creative potential.

Making Money! Drawing &

Making

Using a drawing exercise to help seek out pattern, and going on to design and make super-size coins using drawing as collage. [Full AccessArt Members Only](#)

Drawing Shiny Cutlery with Charcoal

Exploring charcoal as a medium for creating tonal nuances and drawing shiny objects. [Full AccessArt Members Only](#)


Heavy/Light Mobile – Drawing and Making

You May Also Like...

Pathway: Explore Sculpture Through Making a Mobile



Kinetic Mobile Sculpture Workshop with Laura Kohler



Coat-hanger Shells



Making a Blind Contour Drawing

Drawing Water!

Drawings of Inventions Inspired by Leonardo Da Vinci

Thinking through drawing: inventions inspired by everyday objects and by Leonardo Da Vinci's drawings. Using carbon paper as a way to make small mono prints, and making collaged

drawings with graph paper and tracing paper. [Full AccessArt Members Only](#)

Ink Drawings: Making Drawing Tools and Mark Making

Using sepia and indian ink to explore mark making. Includes making your own drawing tools. [Full AccessArt Members Only](#)

Gestural Mark Making with Acrylic Paint

Exploring mark making in acrylic paint using variety of tools. This workshop also incorporates drawing and collage and is suitable for even very young children.

Drawings with Mass: Potatoes, Playmobil and Henry Moore

Inspired by drawings by Henry Moore – making weighty drawings with ink, wax and graphite

Drawing with Wire like Calder, and Backwards Forwards Sketching

Drawing with wire can be tricky – this workshop uses a warm-up exercise to help you see the important lines. Suitable for children and adults.

Drawing Toys Inspired by Gwen John's Cats!

Taking inspiration from the cats sketched by Gwen John, we worked with 6 to 10 year olds to use graphite, charcoal and wash to sketch toys.

Drawing Faces: Introducing Chalk and Compressed Charcoal

Create a pile of portrait studies and experiment with working quickly and rhythmically with chalk and compressed charcoal.

[Full AccessArt Members Only](#)

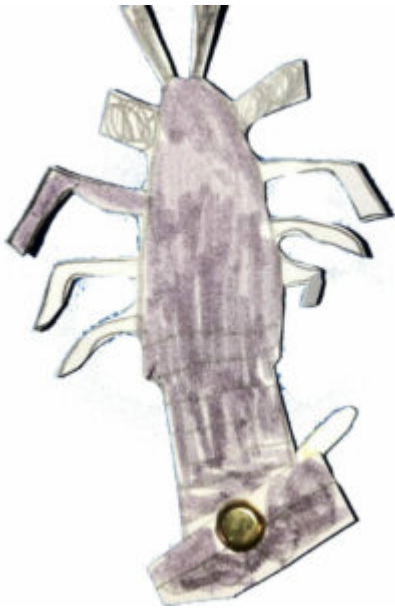

Drawing Minibeasts – using a continuous line, graphite and oil pastel

Drawing mini beasts using pen, graphite and oil pastel. Simple and effective drawing approaches for all ages. [Full Access Art Members Only](#)

Making Drawings Move

See This Resource Used In Schools...







You May Also Like...

Pathway: Making Animated Drawings



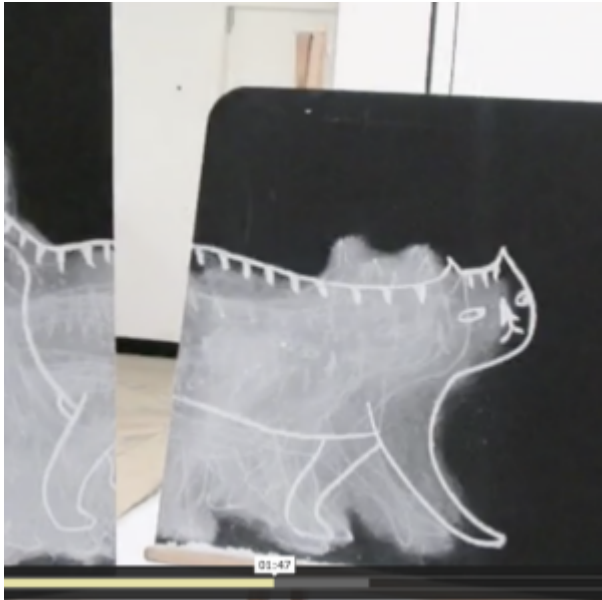
[This is featured in the 'Making Animated Drawings' pathway](#)

Talking Points: Lauren child



[See how author and illustrator of Charlie and Lola creates characters](#)

Talking points: Making drawings move



[Explore the different ways drawings can move](#)

Talking Points: Lotte reiniger



[See how paper cut puppets were used to make the first animations](#)

Talking Points: paper cut puppets



[Explore Holly Summerson's showreel](#)

Drawing Feathers: Perfect for Mark Making

How to Draw Feathers inspired by John Ruskin's Peacock Feather. Beautiful sketches resulting from an appropriate warm-up exercise and combinations of drawing materials. Suitable for all ages.

Drawing Storyboards with Children

Story Boards are a great opportunity to developing both drawing skills, and visual story telling skills and kids love them! [Full AccessArt Members Only](#)

Making a Shy Drawing – Drawing Exercises for Beginners

Find out what a “shy drawing” is and how it can help you focus. These exercises and suggestions provide a focus which enables pupils and teachers to explore different aspects of making a drawing, including sound, action and intention. [Full AccessArt Members Only](#)

Drawing Speed

Doodle Ball: a 3-D Drawing Exercise for Active Learners

Doodle Balls are a great way to experiment with drawing on a 3 dimensional surface. They are also great for active learners – people who need to fiddle or doodle whilst they think. [Full AccessArt Members Only](#)