

# Expressive Charcoal Collage: Coal Mines

By [Laura McKendry](#)

In this resource, artist Laura McKendry demonstrates different ways to make expressive marks using charcoal, in order to create a collage of a coal mine scene. This resource has been made in response to the exhibition [Drawing in The Dark](#), a curation of [Henry Moore's coal mining drawings](#), inspired by the release of a [new book](#) written by art historian (and AccessArt Trustee), Chris Owen. Henry Moore is best known for his modernist sculptures but in 1942 he spent a week drawing in a Yorkshire coal mine, creating charcoal sketches of miners by the light of his headlamp. It was an experience he described as *"a dense darkness you could touch, the whirring din of the coal-cutting machine, throwing into the air black dust ... all in stifling heat. I have never had a tougher day in my life"*.

By the end of this workshop, students will have explored ways of working expressively and abstractly using charcoal, explored different mark-making processes and have considered contrast in tone, structure, texture and line weight in building an abstract composition portraying the enclosed space of a coal mine.



	<b>Please log in here to access full content.</b>
Username	<input type="text"/>
Password	<input type="password"/>
	<input type="button" value="Login"/> <input checked="" type="checkbox"/> Remember me
	<a href="#">Forgot Password</a>

**To access all content, I would like to join as...**

**An Individual**



Creative practitioners, educators, teachers, parents, learners...

[From £3.50](#)

**An Organisation...**






Schools, Colleges, Arts Organisations: Single and Multi-Users  
[From £42](#)

***AccessArt is a UK Charity and we believe everyone has the right to be creative. AccessArt provides inspiration to help us all reach our creative potential.***

---

**See This Resource Used in**

# Schools...




# You May Also Like

charcoal cave



introduction to charcoal



**Pathway: An Exploration of Coal Mining,  
Inspired By Henry Moore**



---

# **Painted and Sculptural Plant Pots**

**You Might Also Like...**

**Drawing and Making Flowers**





**Painting on Plaster Inspired by Vincent Van Gogh**



**Cut Paper Collage Still Life**





---

## Alternative Fashion

### You Might Also Like...

2d and 3d Fashion Designs using Painted Paper



## Barbie and Ken Transformation



## Puppets Inspired by Historical Paintings



---

## Working on Black Paper

# You Might Also Like...

## Drawing Spirals



## Thinking Silhouettes



## Painting with Poster Paint



---

## Coat-hanger Shells

**You Might Also Like...**

**Drawing and Making Flowers**





## Painted and Sculptural Plant Pots



## Drawing Insects with Wire



---

**Deconstructing to Help You**

**See**

**You May Also Like**

**ten minutes, five times a week**



**the drawing journey**



**all drawing resources**



---

**Introduction to Ink**

**You May Also Like**

**Graphic inky still life**



**See Three Shapes**



**see all ink resources**





---

## **Artist Studio Series: Alej Ez**

---

**Collecting,  
Drawing**

**Arranging,**

**DALER**   
**ROWNEY**



**You May Also Like...**

**Finding circles**



**Shells: Observational and imaginative drawing**



**Still Life Compositions**



---

# Session Recording: Drawing Figures

---

## Modelling Monsters

### You May Also Like

fruit and veg head





**clay pens**



**articulated beasts**



---

# Introduction to Colour Pencils

---

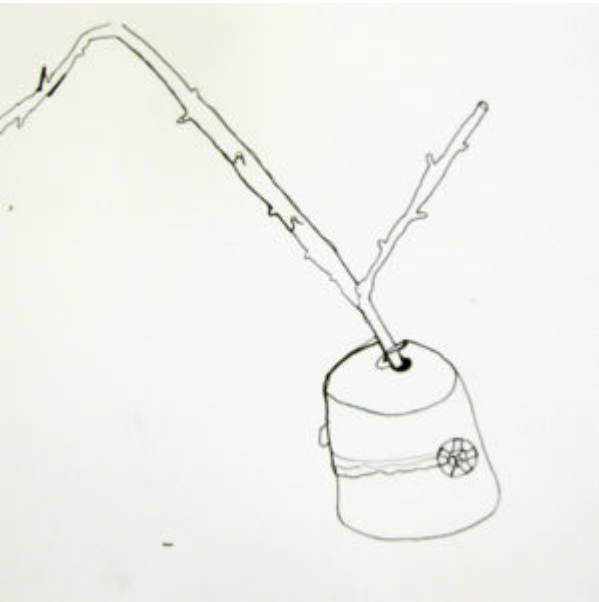
## Insect Hotels

### You May Also Like

patterns with nature



## **Continuous Line Drawings of sticks**



## **Making a Mask from Sticks and Tissue Paper**



---

# Session Recording: Expressive Painting

---

## Painting with Poster Paint

“I really like how this resource provides lots of interesting and exciting ways for poster paint to be used. It combines observational drawing and painting with more abstract pattern providing a breadth of exploration. Giving learners the opportunity to explore the properties of poster paint as well as seeing how it responds to different materials will help to nurture imaginations as well as providing support for the development of basic skillsets.” – Rachel, AccessArt



---

# Drawing with Soft Pencils



**DALER**   
**ROWNEY**

# You May Also Like

**Shells: Observational and Imaginative Drawing**



**All graphite resources**



**introduction to graphite**



---

## Explore Wax Crayon

**DALER**   
**ROWNEY**



## **You May Also Like...**

**Collaging with Wax Crayon Rubbings**



**Red to Green: Wax Resist and Scraffito**



## **Autumn Floor Textiles**



## **Explorer's Books: Collecting Colour**





---

## Concertina Landscapes

See This Resource Used In Schools...





**You May Also Like**

**Manipulating Forms in Landscape Painting**



**Imaginary Landscape**



---

# Digital Collage and Image Manipulation


You May Also Like...

Pathway: Explore and Draw



[Featured in the 'Explore and Draw' Pathway](#)

**Talking Points: Artists as Collectors and explorers**



**insect hotels**



---

## **Taking Photos of 3D Artwork**

### **You May Also Like...**

**Pathway: An Exploration of Coal Mining**





[This resource is features in the 'An Exploration of Coal Mining' pathway](#)

## Exploring Scale with Green Screen



painting on a screen

