

Painting on Glass

By Paula Briggs

This week in the AccessArt art club for ages 7, 8 and 9, we explored painting on glass to create hanging glass roundels with a winter theme.



Painting (and mark making) on glass

	Please log in here to access full content.	
Username	<input type="text"/>	
Password	<input type="password"/>	
	<input type="button" value="Login"/>	<input checked="" type="checkbox"/> Remember me
	Forgot Password	

To access all content, I would like to join as...

An Individual



Creative practitioners, educators, teachers, parents, learners...

[From £3.50](#)

An Organisation...



Schools, Colleges, Arts Organisations: Single and Multi-Users
From £42

AccessArt is a UK Charity and we believe everyone has the right to be creative. AccessArt provides inspiration to help us all reach our creative potential.

Sketching from a Source and Using Photocopies to Develop a Sketchbook Approach

Shrinkle Spaces

Making Sensory Drawings by Gillian Adair McFarland

You May Also Like...

Pathway: Exploring pattern



[This is featured in the 'Exploring Pattern' pathway](#)

Talking points: Shaheen Ahmed



talking points: Louise Despont



**Page to Panel – How to Make
Manga by Irina Richards**

**Creating Decorative Designs
From Birds: Mark Making,
Texture and Pattern by Andrea
Butler**

You May Also Like...

Pathway: Making Birds



[Featured in the 'Making Birds Pathway'](#)

Talking Points: Inspired by Birds




Layers in the Landscape by Emma Davies

You May Also Like...

Visual Arts Planning Collections:
Cardboard and paper



concertina landscapes



diary of a sculptural sketchbook



**Working WITH and IN the
Landscape by Frances Hatch**

See This Resource Used In Schools...





You May Also Like...

Pathway: using natural materials to make images



[This is featured in the 'Using Natural Materials to Make Images' pathway](#)

Talking Points: Frances Hatch




Talking Points: Anna Atkins



Talking Points: What is a cyanotype



Talking Points: Artists as explorers and collectors



Sketchbooks: Drawing Someone Drawing Something

**From Drawing to Collage to
Casting – Mural Design with
Primary Schools**

See This Resource Used In

Schools...





Responding to Place by Claire Louise Mather

Emma Copley – Painting a Still Life and Seeing Colour

Drypoint Etching

You May Also Like...

Visual Arts Planning Collections:
Portraits



kitchen lithography



video enabled printmaking resources



Creating and Drawing an Art Installation

Nest

See This Resource Used in Schools...







You May Also Like...

Pathway: Sculpture, Structure,
Inventiveness & determination



[This is featured in the 'Sculpture, Structure, Inventiveness & Determination' pathway](#)

Talking Points: What can we learn from birds



Drawing source material: nests



Drawing Hands


You May Also Like...

Pathway: Exploring Form Through Drawing

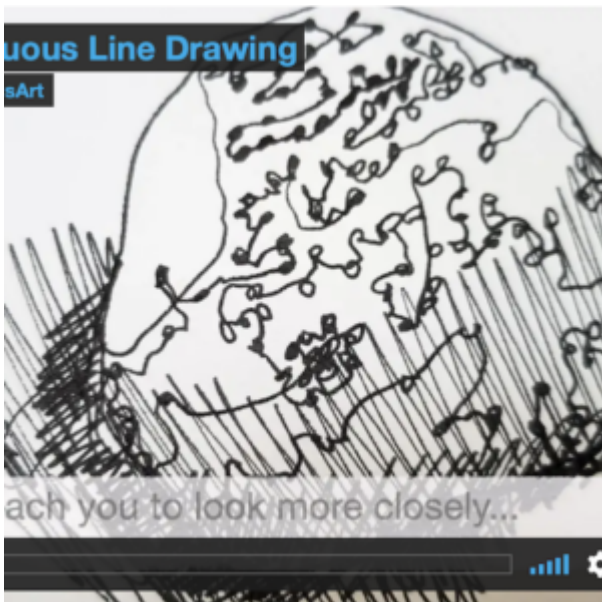


[This is featured in the 'Exploring Form Through Drawing' pathway](#)

Drawing Like a Caveman – Handprint Art



Continuous Line Drawings



**Working Collaboratively in
School: Cell Design by Karen**



Wicks



**Art for the Square with Susie
Olczak for Futurecity**


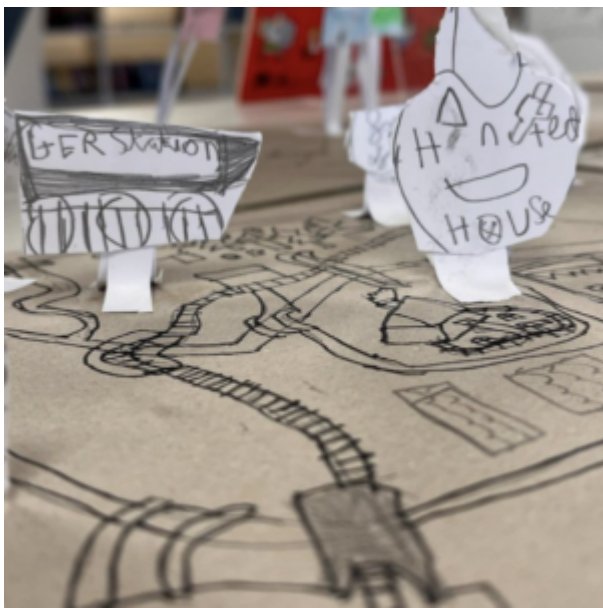
Walking Sketchbooks

3-D Visual Maps for Children

**See the Resource Used in
Schools...**







Talking Points: Louise Fili




Talking Points: Chris Kenny



Talking Points: Grayson Perrys 'Map of Days'



Talking Points: Hogwarts' Maps



Talking Points: Paula Sher

