


# Building and Drawing


By Paula Briggs

This resource shares the Week Four session at [Jeavons Wood Primary School in Cambourne](#), Cambridgeshire, in which I'll be working with a year 5 pupil (Lily-Rani) and a year 4 pupil (Daniel) for one hour once a week. Through regular sessions, and in collaboration with the school, the aim is to:

- Provide the opportunity for the children to develop their hands-on making and visual arts skills through regular contact and small group work;
- Help build confidence in the children in all areas of their school life, including academic, social, creative and practical skills, and so demonstrate the importance of hands-on creative exploration;
- Inspire visual arts projects amongst other pupils and staff in the school by sharing outcomes.



**Week Four - Building and Drawing**



Magnet and metallic forms

This week I took in a super strong magnet and a collection of iron forms. We took it in turns to create our own mini-sculptures working with the magnetic forces.





Magnetic Sculpture

	<b>Please log in here to access full content.</b>	
Username		<input type="text"/>
Password		<input type="password"/>
	<input type="button" value="Login"/> <input checked="" type="checkbox"/> Remember me	
	<a href="#">Forgot Password</a>	

To access all content, I would like to join as...

**An Individual**



Creative practitioners, educators, teachers, parents, learners...

From £3.50

**An Organisation...**





Schools, Colleges, Arts Organisations: Single and Multi-Users  
**From £42**

***AccessArt is a UK Charity and we believe everyone has the right to be creative. AccessArt provides inspiration to help us all reach our creative potential.***

---

---

# **Feeling Our Way Around Wool**

---

## **Early Primary Sketchbook Exploration**

---

**Lights | Camera | Action | we  
all love glow-in-the-dark  
tape! By Sara Dudman**


---

## **The August Creative Challenge Gallery – Week Four**


---

## **Drawing Spirals**

# See How This Resource Is Used in Schools...









# You May Also Like...

## Pathway: Spirals



[Featured in the 'Spirals Pathway'](#)

**Talking Points: Molly Hausland**



**The ancient art of kolān**





---

## Drawing with a Ruler

### You May Also Like...

**Pathway: Exploring Form Through Drawing**






This is featured in the 'Exploring Form Through Drawing' pathway

**Pathway: Stick Transformation project**




This is featured in the 'Stick Transformation Project' pathway

**The drawing journey**



**See Drawing Projects for Children for  
more Drawing Exercises**



---

**Developing Sketchbook Work  
with Pink Pig Sketchbooks**

**Find more drawing and making ideas!**



[Drawing Projects for Children and Make, Build, Create. Blackdog Publishing 2015/2016](#)

---

**Draw your Home: Collage, Stitch and Fabric Crayons**

---

**Drawing Outside & Never-Ending Landscapes**

---

# **Our River – Year Five Pupils Build a Communal Drawing in Four Steps**

---

**Inspired by Christo: Mixed  
Media Drawings**

---

**Drawing Space/Drawing in  
Space**

---

**Year Three Pupils Explore  
Stencils, Composition and  
Expressive Mark Making with  
Oil Pastels**



# You May Also Like...

**Pathway: working with shape and colour**



[This is featured in the 'Working with Shape and Colour' pathway](#)

**Talking Points: Henri Matisse Cut Outs**



## Talking Points: Romare Bearden

...What I have tried  
to do in my collages is  
bring the Afro American  
experience into art and  
**GIVE IT A  
UNIVERSAL  
DIMENSION.**

---

## Monoprinting Inspired by Goya, Turner and Cornelius in the Education Room at the Fitzwilliam Museum, Cambridge

This post follows on from Gathering Marks and Tearing Paper to Appreciate Prints by Goya, Turner and Cornelius at the Fitzwilliam Museum, Cambridge and shares how teachers enjoyed monoprinting on a big scale. The session was facilitated by Paula Briggs and Sheila Ceccarelli from AccessArt and Kate Noble from the Fitzwilliam Museum, Cambridge.

---

# **Linking Flock Together to your Curriculum: Key Stage 1 – 3**

---

## **Using Monoprinting and Sketchbooks to Explore GCSE English Literature Poetry**

A session for teenagers exploring how a hands on creative activities might engage students in their revision, and how monoprinting and sketchbook processes might aid a personal connection to the poetry text.

---

## **Doppelganger Drawing**

---

## **Drawing for Science, Invention & Discovery Even If**

# You Can't Draw by Paul Carney

---

## Visualisation Drawing