

Composite Still Life Studies in Candlelight

By [Sheila Ceccarelli](#)

With its dark and long nights, the winter is the perfect time of year to explore light and dark in drawing.

Candlelit Still Life

On a dark Tuesday evening, I set up several, small clusters of random, but hand-sized objects, (placed on black paper), ready for a session with teenagers at AccessArt's Experimental Drawing Class. Objects included: string, bulldog clips, exotic painted birds, pomegranates and apples, masking tape, pebbles.

I lit tea-lights and placed them next to the groups of objects, to create a subtle, flickering, one directional lighting effect.

Photos were taken in the near dark, so I hope that their 'atmospheric' quality, gives a useful enough idea of the session and its outcomes.



Still life elements in candle light: string

	Please log in here to access full content.
Username	<input type="text"/>
Password	<input type="password"/>
	<input type="button" value="Login"/> <input checked="" type="checkbox"/> Remember me
	Forgot Password

To access all content, I would like to join as...

An Individual



Creative practitioners, educators, teachers, parents, learners...

[From £3.50](#)

An Organisation...



Schools, Colleges, Arts Organisations: Single and Multi-Users
[From £42](#)

AccessArt is a UK Charity and we believe everyone has the right to be creative. AccessArt provides inspiration to help us all reach our creative potential.

The Winter Tree Challenge: A Combined Sculpture & Drawing Project!

This post shares an hour long session at the AccessArt Art Lab, in which the young teenagers (12 and 13 years) worked on two projects simultaneously: a shared winter forest drawing in charcoal, and a sculpture challenge to make a winter tree. The time and material constraints resulted in an energetic and inventive session. By Paula Briggs

Making an Ink and Wax Village with Pupils in Mansfield

Explore and Draw

Show Me What You See: Drawing Inspired by Anglo Saxon

Architecture

Wax Resist Autumn Leaves by Rosie James

See the Resource Used in Schools...







You May Also Like...


Pathway: Explore and Draw



[Featured in the 'Explore and Draw' Pathway](#)

Talking Points: Artists as Collectors and

explorers



Talking Points: What is Composition



Sculpture Project Inspired by Egyptian Wall Painting

This resource shares a project which explored mould making, casting and painting in the creation of a sculpture inspired

by Egyptian wallpainting, in particular Nebamun hunting in the marshes, Nebamun's tomb-chapel, which can be seen in the British Museum, London

The project can be adapted for use in KS 2 and 3, and can be used to accompany a study of Egyptian Art / Hieroglyphics.

Watercolour Portrait

You May Also Like...


Visual Arts Planning Collections:
Portraits



watercolour



foreshortened sketches



**Drawing as a Tool for
Wellbeing at Chesterton**

Community College, Cambridge

Continuous Line Drawing Exercise

Many thanks to AccessArt Young Artist Alex Tunstall for composing the music for the video in the Continuous Line Drawing Resource.

Style and Aesthetic

Balancing Observational & Experimental Drawing

Teaching for the Journey not

the Outcome

**A “Wallpaper” Sketchbook –
Enabling Drawing by Getting
Rid of the White page**

**Layered Landscapes: Working
in Mixed Media on Location
with Kittie Jones**

Wave Bowls

In this session children make ‘wave bowls’ with Paula Briggs – a session where the pieces literally ‘come together’.

Collagraphs Inspired by Architecture

Graphic Inky Still Life!

**See This Resource Used In
Schools...**







You Might Also Like...

Pathway: Exploring Still Life



[This is featured in the 'Explore Still Life' pathway](#)

talking points: Flemish and Dutch Still

Life Painters



Talking Points: Paul Cezanne




talking points: Contemporary still life



Self Portrait in Acrylic

You May Also Like...

Visual Arts Planning Collections:
Portraits



project 13



The Geometry of Chickens!

See This Resource Used In Schools...

