

Jo Allen and Rachael Causer: Relief Printmaking at Ridgefield Primary School

Artist educators, Jo Allen and Rachael Causer, were invited to take inspiration from the [40 Artist Educator Project Resources](#) and deliver an all day workshop at [Ridgefield Primary School, Cambridge](#) for year five pupils.

This was part of evaluating the ACE funded [40 Artist Educator Project](#) and gaining insight as to how artists use and adapt AccessArt resources to feed their own teaching and practice.

To see more about 40 Artist Educator Project and its evaluation, have a look at the [40 Artist Educator Evaluation Space](#).



Pupils and Mrs. Timmis at Ridgefield Primary School with their work and artists Jo Allen & Rachael Causer and Sheila Ceccarelli from AccessArt

Many thanks to Ridgefield Primary School for hosting the session and a heart felt thanks to Class 5 and their wonderful teacher Kayleigh Timmis for going for it and producing such out standing work!

Introduction by Jo Allen and Rachael Causer

We were inspired by Claire Louise Mather's amazing 40 Artist Educator resource [Responding to Place](#), and drew upon elements of it as starting point for our own project.

We loved the focus on research and observational drawing but decided to take the project in a slightly different direction by getting the students to create imaginary buildings from photographs of Cambridge.

We showed them the work of photographer **Philip Dujardin**, which inspired an interesting discussion about architecture, its physicality and the way we inhabit buildings.

We wanted our project to involve a very open-ended exploratory mark and printmaking session that would allow students to explore texture, tone and colour to produce a wide range of papers to collage with later. It was important that the emphasis was on experimentation, encouraging the students to take risks and enjoy exploring through process.

We loved the way Claire got the students to layer their line drawing with collaged buildings underneath, and drew from this part of her project. After making trace drawings of their imagined buildings, the students used their textured papers to collage underneath their line drawings, layering flat areas of pattern, texture and tone to their building, exploring the relationship between line, tone and form.

Part One:

Pupils at Ridgefield Explore Paint, Texture and Mark-Making



Pupils at Ridgefield explore paint and mark making!



Busy classroom with three activities: exploring paint, printmaking and making rubbings

Making Textured Rubbings



Artist Rachael Causer demonstrates to year five

pupils at Ridgefield how to make a rubbing with graphite - Photo by Loren Mccarthy



Pupil using a graphite stick to take a textured rubbing outside her classroom



Pupil taking a rubbing of the chicken coup!



Close up of rubbing being taken by a pupil outside the classroom

Using Relief Printing to Make Textured Paper



Jo Allen gets pupils to explore relief printing and creating textured, printed paper



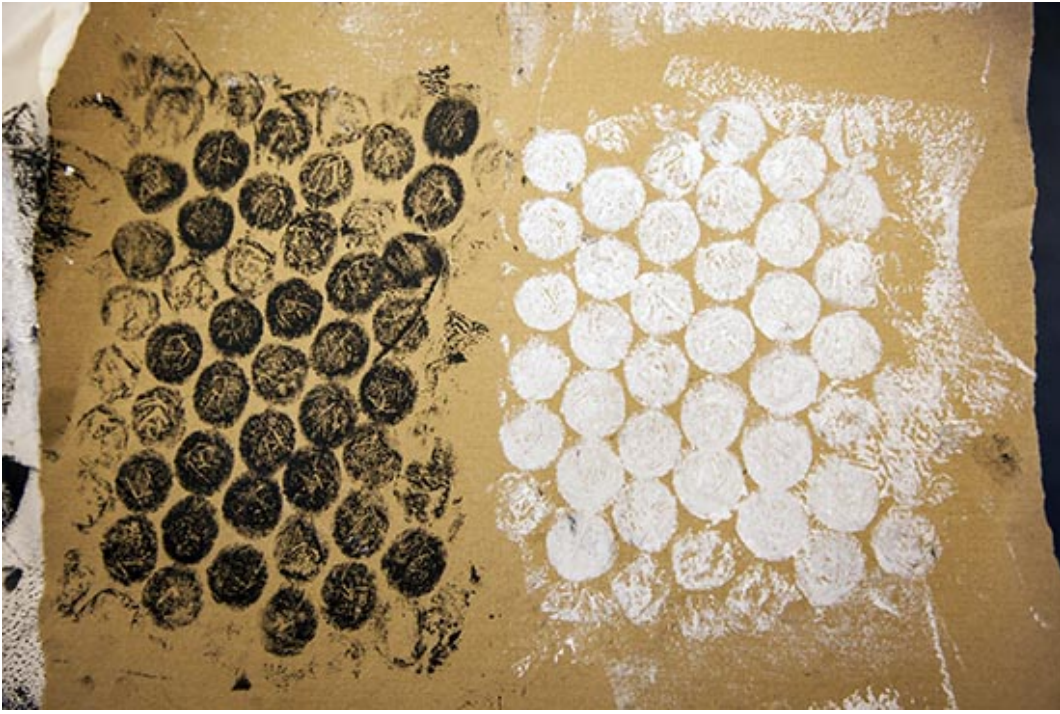
Textures for relief printing



Exploring printmaking and making printed, textured paper



Printing from bubble wrap to create textured paper



Printing from bubble wrap to create textured paper

Using Paint to Mix Colours and Explore Mark Making



Rachael introduces techniques for mark making with paint



Mixing colours - a pupil's palette and tooth brush for mark making



Pupils explore mark making with paint and candle wax




Mark making table



Pupil explores mark making by blowing paint across the paper with a straw



Creating textures with paint and wax



Mark making with paint


**Part Two:
Introducing Collage and the Work of Artist Filip Dujardin**



Pupil cuts an image of a local building to collage



Cutting up existing buildings to make new ones!



Pupils created their own buildings using cut up images of existing Cambridge buildings



Cutting up images of buildings for collage work



Example of pupil's new building



Pupil's imagined building



Imagined building made up of parts of Cambridge buildings

Part Three:

Inspired by Claire Louise Mather's [Responding to Place](#) to

Trace, Transfer and Transform




Pupil traces over his collage in acetate with a permanent marker




Close up - working out the details



Pupil traces over his collage in acetate with a permanent marker



Pupils hold up their traced images



Invented building traced onto acetate

Part Four:

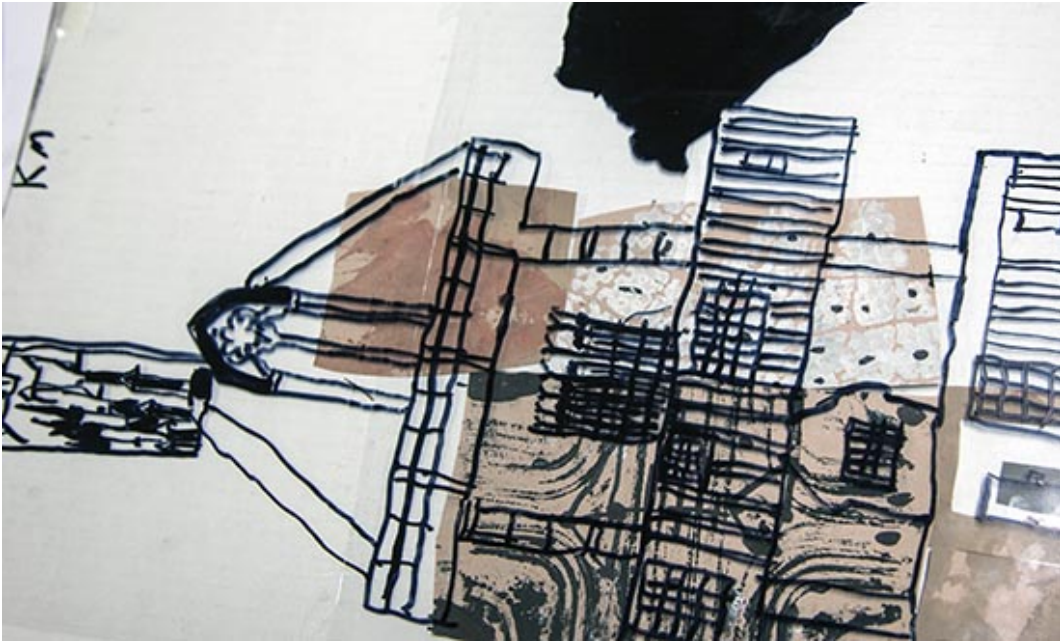
Creating the Final Piece - Using Textured Papers (from the Morning Session) to Create a New Building




Artwork including collage of re-constructed buildings and textured paper from the morning's session



Pupil uses textured paper created in the morning session to make a back ground for their new building



Pupil collages behind the acetate with textured paper



Sticking textured paper behind the acetate



Pupil's finished, collaged work ready to be cut out



Pupil and his collaged work



Finished work ready to cut out

Finished Work - A New Cambridge Townscape



Finished building with textured background



Building with collaged background made from textured paper in the morning session



Finished building



Finished building



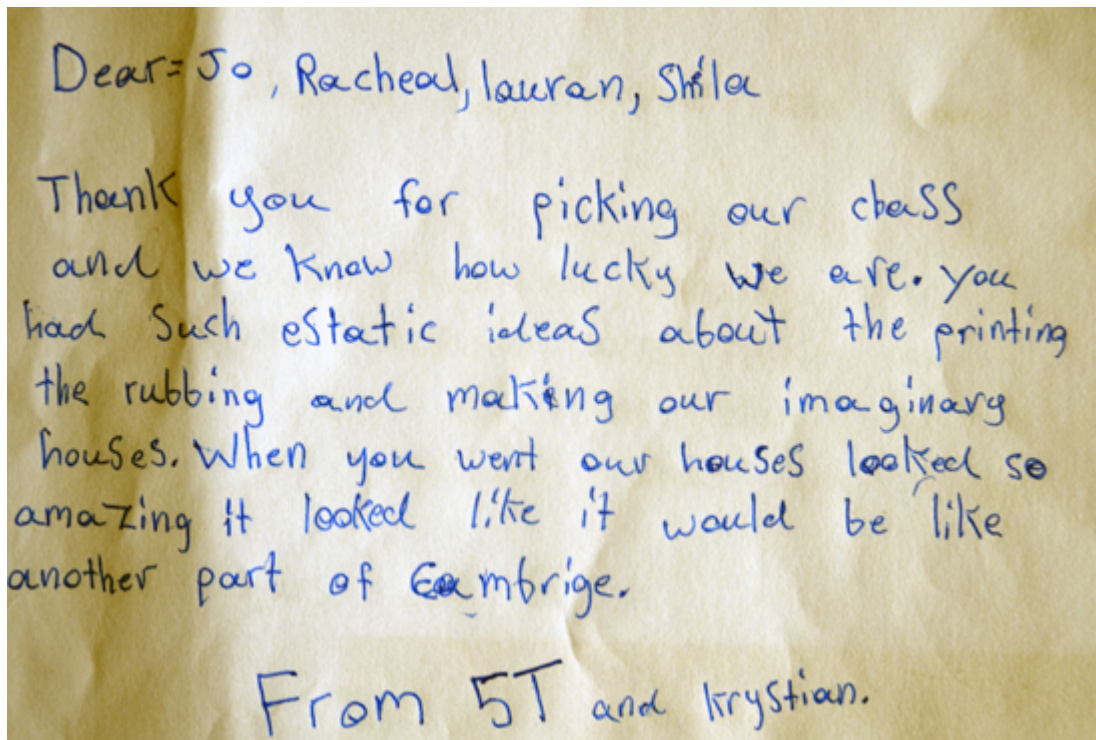
Finished work



Townscape by pupils of Ridgefield Primary School with help from Jo Allen and Rachael Causer

"When we were asked by Accessart to run a workshop inspired by one of the 40 artist educator posts, we were spoilt for choice. We both loved Claire's project and were intrigued by

the many possibilities it suggested. For us as freelance practitioners, Accessart is an incredibly rich and diverse resource with so many inspirational ideas all in one place. We were able to take elements of Claire's wonderful resource and build on it to create a project we were really proud of." Jo Allen and Rachael Causer

A photograph of a handwritten note on aged, yellowed paper. The text is written in blue ink and is a thank-you message. The note is slightly wrinkled and has some shadows, suggesting it's a scan of a physical document.

Dear= Jo, Rachael, Loran, Sheila

Thank you for picking our class and we know how lucky we are. You had such estatic ideas about the printing the rubbing and making our imaginary houses. When you went our houses looked so amazing it looked like it would be like another part of Cambridge.

From ST and Krystian.

Headteacher Mrs Anne Morten
Deputy Head: Mrs Eleanor Neal
Deputy Head: Mrs. Kim Gregory
Ridgefield Primary School
Rade Gund Road Cambridge CB1 3RJ
Tel 01223 712418 Fax 01223 712422
e-mail office@ridgefield.cambs.sch.uk
www.ridgefieldprimary.org



To Sheila, Jo, Rachel and Loren

Thank you for coming in and doing art with us
We all had a great time. I think you are really,
really smart and clever because from the things we
did at the start we used at the end which we didn't
know was going to happen. At the end I didn't want
you to leave because I had so much fun. Hope you come
back soon.

From Molly and 5T



Many thanks to **Loren McCarthy** for beautifully capturing the day.



LOTTERY FUNDED



Supported using public funding by

**ARTS COUNCIL
ENGLAND**