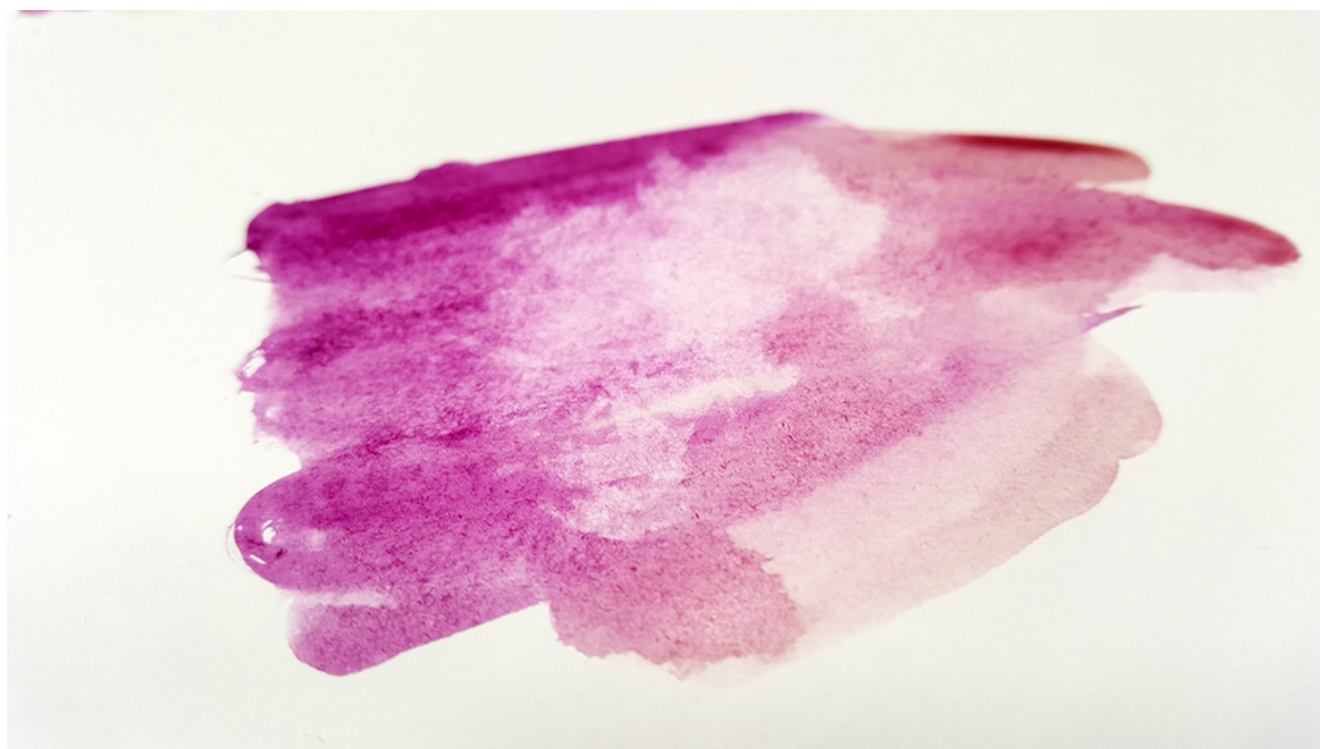


Introduction to Watercolour

This resource forms Part One of "[Exploring Watercolour at the Fitzwilliam Museum Cambridge with AccessArt](#)"

The resource describes and demonstrates individual watercolour techniques, and then shows examples of these techniques in paintings from the Fitzwilliam Collection. The images can be printed and used in the classroom, making this resource a useful tool for teachers to use either in their own professional development, or in a classroom context.



	Please log in here to access full content.
Username	<input type="text"/>
Password	<input type="password"/>
	<input type="button" value="Login"/> <input checked="" type="checkbox"/> Remember me
	Forgot Password

To access all content, I would like to join as...

An Individual



Creative practitioners, educators, teachers, parents, learners...

[From £3.50](#)

An Organisation...



Schools, Colleges, Arts Organisations: Single and Multi-Users
[From £42](#)

AccessArt is a UK Charity and we believe everyone has the right to be creative. AccessArt provides inspiration to help us all reach our creative potential.

You May Also Like...

Pathway: Exploring Watercolour



[Featured in the 'Exploring Watercolour' pathway](#)

Pathway: Mixed Media Land and city scapes




[This is featured in the 'Mixed Media Land and City Scapes' pathway](#)


Collection of Landscape Resources by Hester Berry



PAINTING THE STORM AT BOURN PRIMARY SCHOOL



Talking Points: Paul Klee



part 2: Exploration of Watercolour in the studio

