

Collage: Deconstructing, Reconstructing and Abstracting

By [Joe Gamble](#)

In this resource, learners will create an abstract artwork using collage and drawing, exploring memory and place through colour, composition and found materials. Using viewfinders, they will re-see and interpret a chosen prompt or source of inspiration.

Looking at and combining the work of [Etel Adnan](#), [Kurt Schwitters](#), [Lee Krasner](#) and [Atelier Bingo](#), learners will explore colour, texture and composition. With a focus on the process over the finished outcome, learners will also be encouraged to experiment and play, enjoying the freedom of using and responding to their intuition.

[Please log in](#) below as a member to access the full resource.



	Please log in here to access full content.
Username	<input type="text"/>
Password	<input type="password"/>
	<input type="button" value="Login"/> <input checked="" type="checkbox"/> Remember me
	Forgot Password

To access all content, I would like to join as...

An Individual



Creative practitioners, educators, teachers, parents, learners...

From £3.50

An Organisation...



Schools, Colleges, Arts Organisations: Single and Multi-Users
From £42

AccessArt is a UK Charity and we believe everyone has the right to be creative. AccessArt provides inspiration to help us all reach our creative potential.

What We Like About This Resource...

“I really like how this playful resource helps us to make a creative response inspired by a stimulus, ensuring that the stimulus is only an entry point into an outcome that will look totally different. Exploring the themes of colour, texture and composition through the lens of different artists also helps us see how we can interpret (and re-interpret) colours and materials in a meaningful way. Viewfinders and collage are also great tools for those who experience ‘fear of the white page’ and will allow learners to make conscious creative decisions as they go.” – Tobi, AccessArt

You May Also Like

Adapting AccessArt: Colour and Composition



Cut Paper Collage Still Life



Cooking with collage



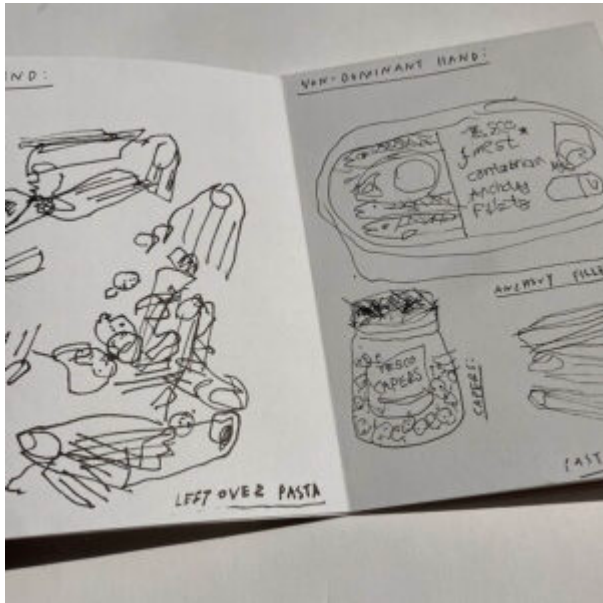
Cooking With Collage

You May Also Like...

Redesigning food Packaging



What i ate in a day



Paint Your corner Shop



Creating Repeat Patterns



Ice Worlds

You May Also Like...

Pathway: Using Art To Explore Global Issues



[This resource is features in the 'Using Art To Explore Global Issues' pathway](#)


Drawing Source material: ice



Talking Points: Drawn To Antarctica



Mini world Lightboxes



Angry Cat, Calm Cat


Adapting AccessArt: Monoprint and Painting: The Great Fire of London

You May Also Like

7 & 8 Year Olds Explore MonoPrinting & Oil Painting



Monoprinting with Oil Pastel and Carbon Copy Paper



Cloth, Paint, Print: Inspired


by Natural Objects

You May Also Like

Making Painted & Sewn Landscapes




Monoprinting with Oil Pastel and Carbon Copy Paper



Expressive Charcoal Collage: Coal Mines

See This Resource Used in
Schools...






You May Also Like
charcoal cave



introduction to charcoal



Pathway: An Exploration of Coal Mining, Inspired By Henry Moore



Painted and Sculptural Plant

Pots

You Might Also Like...

Drawing and Making Flowers



Painting on Plaster Inspired by Vincent Van Gogh



Cut Paper Collage Still Life



Alternative Fashion

You Might Also Like...

2d and 3d Fashion Designs using Painted Paper



Barbie and Ken Transformation



Puppets Inspired by Historical Paintings



Imaginary Landscapes

DALER 
ROWNEY



**See This Resource Used In
Schools...**





You May Also Like

Lets start with collage



Insect hotels




Let's Start With... Collage

DALER 
ROWNEY



You May Also Like

imaginary landscapes



Concertina Landscapes

See This Resource Used In
Schools...






You May Also Like

Manipulating Forms in Landscape Painting



Imaginary Landscape



Digital Collage and Image Manipulation


You May Also Like...

Pathway: Explore and Draw



[Featured in the 'Explore and Draw' Pathway](#)

Talking Points: Artists as Collectors and explorers



insect hotels



Collaging with Wax Crayon Rubbings

DALER 
ROWNEY



You May Also Like...

Transforming Objects



Autumn Floor Textiles



Imaginary landscapes



**Exploring A Midsummer Night's
Dream: Creating a Forest**

Collage Part Two

Exploring A Midsummer Night's Dream: Creating a Forest Collage Part One

Collecting Colour in my Moodboard Book

What We Like About This Resource...

"It's really nice to see that although Rachel Parker works quite digitally, her process from the beginning is very tactile. Rachels books act as a really great source of inspiration, helping to break down the creative blocks that we all get from time to time. Having a sketchbook dedicated to colour means that as well as working with colours that you already love, you can test new

colour palettes and see colours from a new perspective. I especially love how Rachel picks up on the different tones in colours by looking at the way light hits it in order build her colour palette around those supporting tones as well as big statement colours.” – Tobi, AccessArt

You Might Also Like...

Which Artists: Rachel Parker



[Find out about Rachel's journey to becoming a pattern designer](#)

Make Repeat Patterns



[A resource by Rachel Parker to help students build repeat patterns](#)

Exciting Colour



[A collection of resources by Rachel Parker to help you build your own colour moodboard](#)

Collecting Colour

What We Like About This Resource...

“It’s great to see how a simple exercise such as colour collecting, which can be done in a classroom setting, is also used in a professional capacity. This gives the activity a clear context and purpose. It’s nice to see Rachel’s decisions being made in real time, it demonstrates how artists are constantly reflecting on and self evaluating their own decisions. Rachel also shows us that she sometimes gets colour palettes from photos that she’s taken herself, this is really exciting because it demonstrates how the artists experience is central to their work. Students will be able to bring their own experience and personality to this activity by having complete control over what their colour moodboard becomes.”
– Tobi, AccessArt

See How This Resource Is Used in Schools...





You Might Also Like...

Which Artists: Rachel Parker



[Find out about Rachel's journey to becoming a pattern designer](#)

Make Repeat Patterns



[A resource by Rachel Parker to help students build repeat patterns](#)

Exciting Colour



[A collection of resources by Rachel Parker to help you build your own colour moodboard](#)

How Colour Collection Inspires My Work

What We Like About This Resource...

“Rachel’s work is so vibrant and full of joy, it’s really exciting to see how she starts to form creative ideas around colour. Rachel highlights the importance of colour trends but also gives herself the opportunity to create her own trends which adds a level of playfulness and personality to her colour exploration. Seeing her colour books translate into fabric demonstrates a real clarity in her decision making process.” – Tobi, AccessArt.

You Might Also Like...

Which Artists: Rachel Parker



[Find out about Rachel's journey to becoming a pattern designer](#)

Make Repeat Patterns



[A resource by Rachel Parker to help students build repeat patterns](#)

Exciting Colour



[A collection of resources by Rachel Parker to help you build your own colour moodboard](#)


Making 2d & 3d Fashion Designs with Painted and Decorated Paper

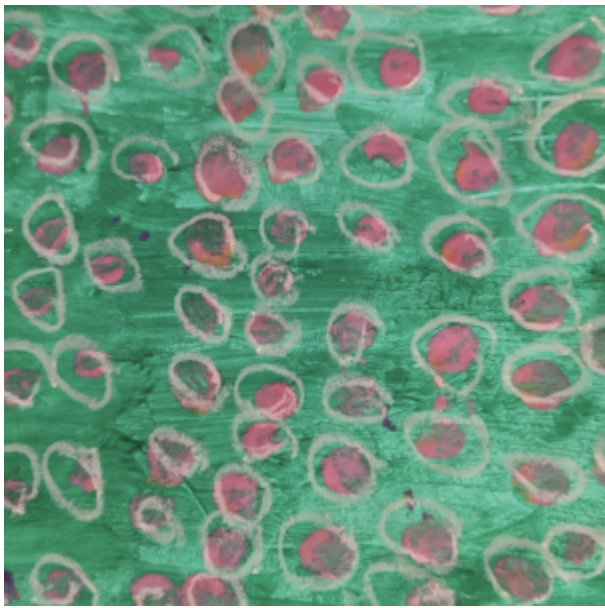
See This Resource Used In Schools...




















You May Also Like...

Pathway: Fashion Design




[This is featured in the 'Fashion Design' pathway](#)

Talking Points: Hormazd Narielwalla



Talking Points: Alice Fox



Talking Points: Tatyana Antoun



Talking Points: Rahul Mishra



Talking Points: Pyer Moss

