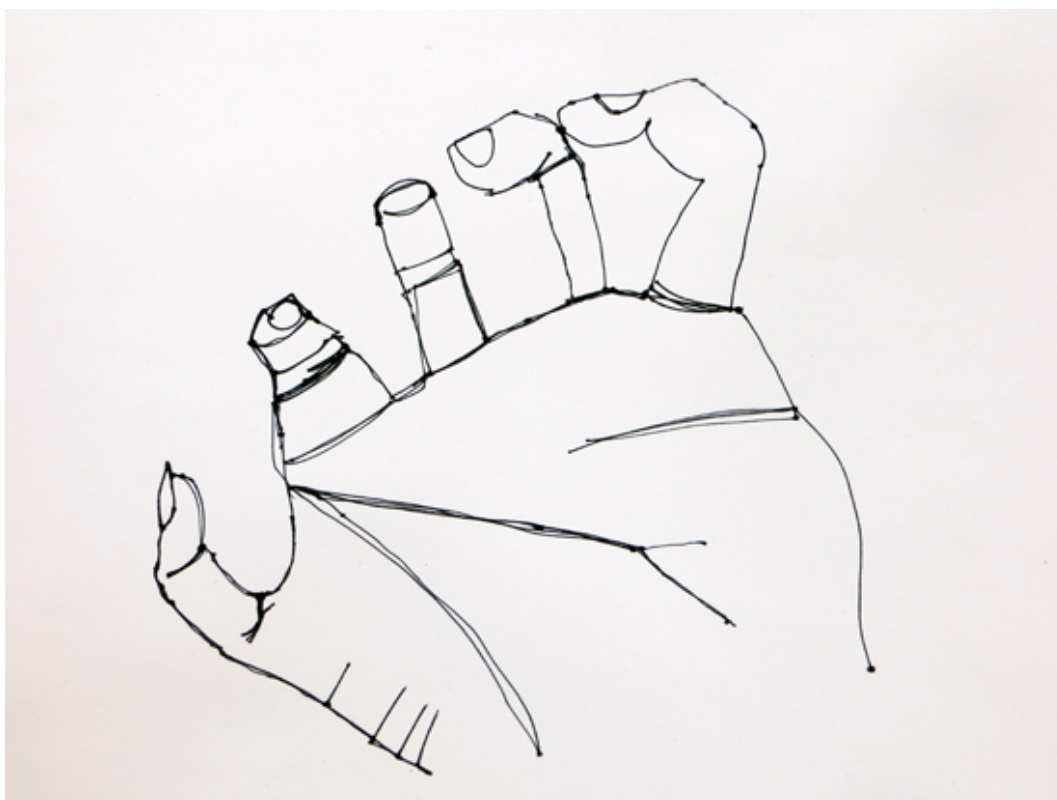


Drawing Hands

By Paula Briggs

I plan to do some work this term with my 7, 8 and 9 year old students to explore concave shapes such as nests and bowls, exploring drawing and making. To settle into the first session of the term, we tried making some simple continuous line drawings of cupped hands.



Continuous line drawing of hand

Getting Started

	Please log in here to access full content.	
Username		<input type="text"/>
Password		<input type="password"/>

	<input type="button" value="Login"/> <input checked="" type="checkbox"/> Remember me
	Forgot Password

To access all content, I would like to join as...

An Individual



Creative practitioners, educators, teachers, parents, learners...

From £3.50

An Organisation...



Schools, Colleges, Arts Organisations: Single and Multi-Users
[From £42](#)

AccessArt is a UK Charity and we believe everyone has the right to be creative. AccessArt provides inspiration to help us all reach our creative potential.

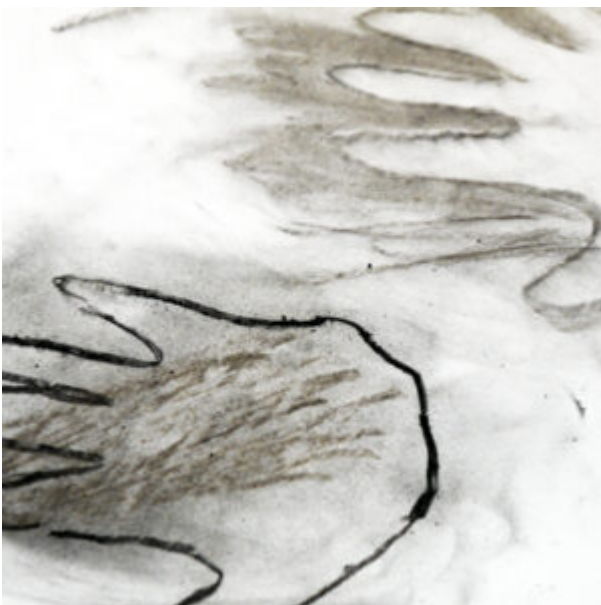
You May Also Like...

Pathway: Exploring Form Through Drawing

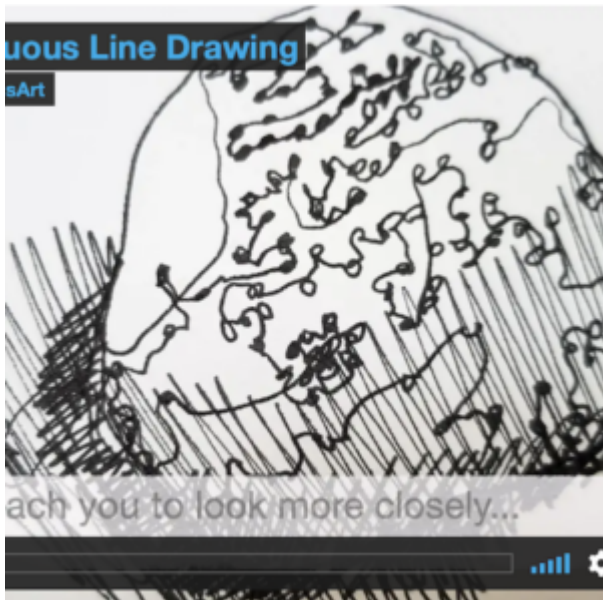


[This is featured in the 'Exploring Form Through Drawing' pathway](#)

Drawing Like a Caveman – Handprint Art



Continuous Line Drawings



In-Depth Drawing Experience for Teenagers by Betsy Dadd

Hedgerow Art by Sara Dudman

**See This Resource Used In
Schools...**







See Three Shapes

A simple exercise with Indian ink to help children see and convey simple forms in drawing.

Asemic Writing: Expressive Mark Making through Invented Text

Asemic writing is an expressive form of writing that can only be interpreted by the viewer with the tools of instinct, empathy, intuition and emotion. [Full AccessArt Members Only](#)

Drawing Portraits: Celebrating Class Success!

Students from AccessArt's Experimental Drawing Class work together to draw a 'Portrait of a Class' and celebrate class of 2013! [Full AccessArt Members Only](#)