

Portrait Club

By [Jake Spicer](#)

In this resource Jake Spicer, Head Tutor at [Draw Brighton](#), demonstrates how portraiture can be brought into the classroom setting in a light-hearted and flexible way, to encourage intuitive observational drawing. This activity is suitable for all age ranges from young children to adults and can be used as a warm-up or as a dedicated hour long session. Any material can be used throughout the session, however it does work particularly well in cheap media that cannot be erased.

The first rule of Portrait Club: everybody must pose for portrait club.



	Please log in here to access full content.
Username	<input type="text"/>
Password	<input type="password"/>
	<input type="button" value="Login"/> <input checked="" type="checkbox"/> Remember me
	Forgot Password

To access all content, I would like to join as...

An Individual



Creative practitioners, educators, teachers, parents, learners...

From £3.50

An Organisation...



Schools, Colleges, Arts Organisations: Single and Multi-Users
From £42

AccessArt is a UK Charity and we believe everyone has the right to be creative. AccessArt provides inspiration to help us all reach our creative potential.


What We Like About This Resource...

"We're really grateful to Jake from Draw Brighton for sharing this activity which became so well received during lockdown 2020.

This is the perfect reminder that wherever we are in the digital or physical world, we have our eyes, hands and faces, and drawing provides a wonderful opportunity to come together in small groups to make sketches of each other. Use this activity as an ice breaker before a workshop, or as a transition activity between classes or events. Thank you Jake!" *Paula, AccessArt*

You Might Also Like...

Pathway: Exploring Identity



[This is featured in the 'Exploring Identity' pathway](#)

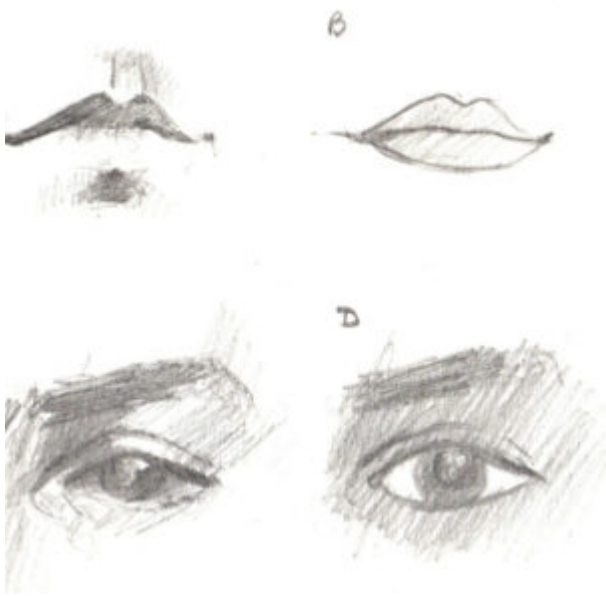
Talking Points: Njideka Akunyili Crosby



Making Physical or Digital Layered Portraits



Introduction to Portraits



Exploring Portraits in Graphite, Collage and Clay

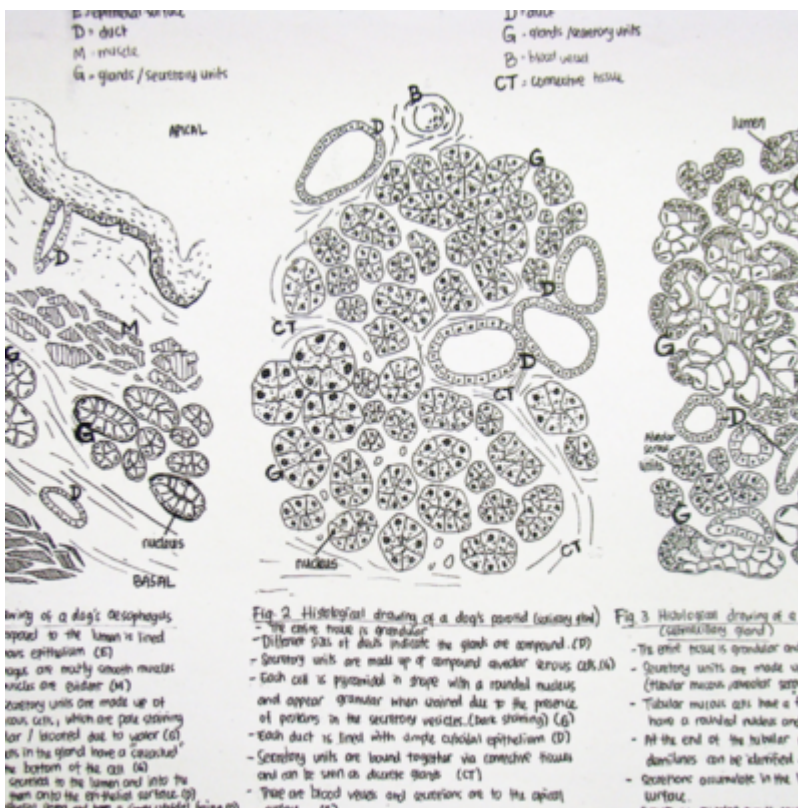


Movement Maps

Drawing for Learning in Anatomy, by Dr Fay Penrose

You might also like...

University of Liverpool Veterinary Science Schematic Drawing Task



[Fay shares her working process in using drawings as a means of building understanding](#)

Drawing for Science, Invention and Discovery



[A collection of resources which explore methodical and chance drawing processes, together with visualisation, adaptation and memory drawing activities.](#)

Drawable: Globe Paintings by Stephanie Cubbin


Mark Making & Sound: Part Two

You May Also Like...

Mark Making & Sound: Part One



Mark Making & Sound: Part Three



Pathway: Music and art



[This is featured in the 'Music and Art' pathway](#)


Mark Making & Sound: Part One

You May Also Like...

Mark Making & Sound: Part Two



Mark Making & Sound: Part Three



Pathway: Music and art



[This is featured in the 'Music and Art' pathway](#)

Drawing to a Slow Rhythm



Inspired by Miro



Drawing to Music



AccessArt Drawing Prompt Cards

Collaborative Public Mural Project

Drawing Large


See This Resource Used in Schools...





You Might Also Like...

Pathway: Gestural Drawing with Charcoal



[Featured in the 'Gestural Drawing with Charcoal Pathway'](#)

Session Recording: exploring Charcoal



Molly Hausland



The ancient art of konan




Home: The Little House on

West Street LockDown Project

Mono Printing Session with 'Change, Grow, Live'

You May Also Like...

Pathway: Exploring the world through mono print



[This is featured in the 'Exploring The World Through Mono print' pathway](#)

Talking Points: Xgaoc'o Xare




Video enabled monoprint resources



Drawing Small

You May Also Like...

Pathway: Exploring the world through mono print



[This is featured in the 'Exploring The World Through Mono print' pathway](#)

Drawing Large



Inspired! Re-Creating Cupid and Psyche in Mixed Media by Year Fives at Linton Heights

Year Five teacher, Kirsty Webb, shares her pupils' Inspire journey and their response to the Renaissance painting of Cupid and Psyche by Jacopo Del Sellaio at the Fitzwilliam Museum, Cambridge and the benefits of having a full immersion into materials and working together as a class on a shared project.

Inspired! Psyche's Resilience by The Fitzy Peters

Natalie Bailey shares the pupils' Inspire journey and their response to the Renaissance painting of Cupid and Psyche by Jacopo Del Sellaio at the Fitzwilliam Museum, Cambridge as well as her reflections on the transformative impact that the project had on the children and how Art can support healing and wellbeing.

Research: Life Drawing & Adolescents

Cupid and Psyche: How a Fifteenth-Century Renaissance Panel Became the Most Loved Painting in Cambridgeshire

Sheila Ceccarelli tells the story of how Cupid and Psyche, painted by Jacopo Del Sellaio, an Italian Renaissance artist, came to become the most loved painting in Cambridgeshire. Inspire is an exhibition of art made by primary school children and celebrates the creativity of our local schools. It champions the on-going importance of cultural learning and the visual arts for children and young people. A chance also to see Del Sellaio's Cupid and Psyche on display next to the children's work.

'Meet and Make' Teacher CPD Event and Resource Share

See how teachers, museum educators, the local scrap store and arts organisations were brought together for a making session inspired by Brilliant Makers at Arbury Primary School,

Cambridge with year three teacher Eilis Hanson.

Simple Animation: Making a Flick Book

Flick books are a great way to make simple animations.

Journeys

Melissa Pierce Murray explores the theme of Journeys with teenagers. Inspired by the work of Kandinsky, teenagers explored how to capture the tone, texture and feel of a place or a movement.

The Making of: “Being Creative Helps You Tackle Challenges in All Areas of Life”

Meet Bob! A cloth character with a bendy wire armature to animate in front of a green screen.