

# “Acts of Kindness” Workshop

By [Paula Briggs](#)



Portrait of Jan Brueghel I (1568-1625) and his family, by Peter Paul Rubens (Detail)

The day after Trump and Zelenskyy stunned the world with their televised argument in the Oval Office, AccessArt ran a “Constructing Positive Social Stories: Acts of Kindness” workshop session at the [AccessArt Lab](#).

The event was one of a number of “[Artists & Teachers Exploring Together](#)” sessions, devised by AccessArt to give us an opportunity to think about some of the more philosophical issues behind art education. By working with artists and educators who are open to holding ideas lightly, we hope to collaboratively discover new arts educational approaches and activities, transferable to a variety of settings.

The idea behind this particular session was to explore how we can use making as a tool to help us focus more closely on the positives which surround us everyday, no matter how small. By creating a shared space for making and conversation, we hoped to lift spirits and create a sense of shared experience.

This post shares the session aims, some of the conversational highlights, and observations of the workshop attendees, and my own as facilitator. Thank you to all who attended, and for your generosity.

*“A timely workshop this Saturday morning led by AccessArt. Reflecting individually on our own experiences of small kindnesses, and then choosing*

*from a table of materials to abstractly or literally depict these, prompted conversation that magnified the acts beyond their original intent. The joy of creating by hand alongside others, of talking and making sense whilst sculpting and glueing, of sharing in stories of the smallest of acts that had made a difference to someone else... about people feeling seen, loved, heard. I left feeling lighter, more hopeful about the world, and with more generosity towards other drivers on my journey home.”*

---

	<b>Please log in here to access full content.</b>
Username	<input type="text"/>
Password	<input type="password"/>
	<input type="button" value="Login"/> <input checked="" type="checkbox"/> Remember me
	<a href="#">Forgot Password</a>

**To access all content, I would like to join as...**

**An Individual**





Creative practitioners, educators, teachers, parents, learners...

[From £3.50](#)

**An Organisation...**



Schools, Colleges, Arts Organisations: Single and Multi-Users  
From £42

***AccessArt is a UK Charity and we believe everyone has the right to be creative. AccessArt provides inspiration to help us all reach our creative potential.***

---

---

# **Collage: Deconstructing, Reconstructing and Abstracting**

## **What We Like About This Resource...**

*“I really like how this playful resource helps us to make a creative response inspired by a stimulus, ensuring that the stimulus is only an entry point into an outcome that will look totally different. Exploring the themes of colour, texture and composition through the lens of different artists also helps us see how we can interpret (and re-interpret) colours and materials in a meaningful way. Viewfinders and collage are also great tools for those who experience ‘fear of the white page’ and will allow learners to make conscious creative decisions as they go.” – Tobi, AccessArt*

## **You May Also Like**

**Adapting AccessArt: Colour and  
Composition**



**Cut Paper Collage Still Life**



**Cooking with collage**





---

# **Adapting AccessArt: Stories and Faces**

## **You May Also Like...**

**Making Physical or Digital Layered Portraits**





## **Pathway: Exploring Identity**



**Quentin Blake's Drawings as Inspiration:  
Exaggerating to communicate**



## Session Recording: Creating School Exhibitions & Displays



## Finger Palette Portraits



**elastic band sketchbook**



---

**Playing With Perspective**

# You May Also Like...

## Other Resources by Joe Gamble



## Adapting AccessArt: Colour and Composition



## Thoughtful Mark making





---

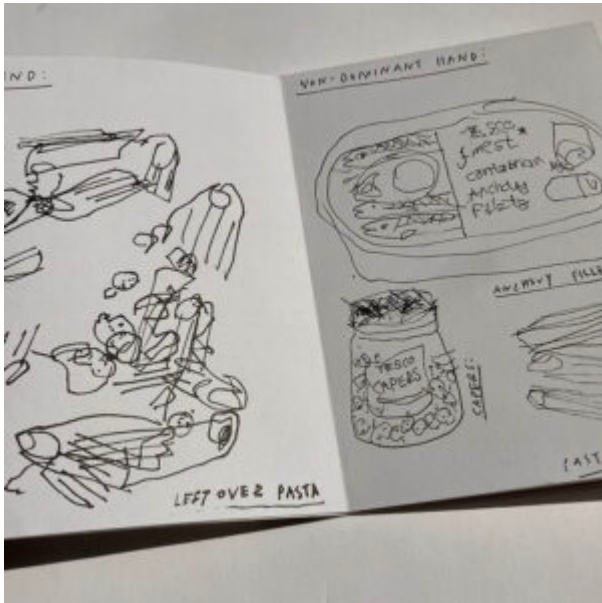
# Cooking With Collage

You May Also Like...

Redesigning food Packaging



## What i ate in a day



## Paint Your corner Shop



## Creating Repeat Patterns




---

# What I Ate in a Day

## You May Also Like

### Drawing Prompt Cards



# Watercolour Washes Inspired by the Tapestries of Henry Moore



## Paint Your corner Shop






# Adapting AccessArt: From 2D to 3D

## You May Also Like

Manipulating Paper: Turning 2D into 3D



Making Prompt cards




**playful making pathway**



**ASTRONAUT PAPER BODY CASTS**



**Turkish map fold**



## **Adapting AccessArt: Playful Making Inspired by Nnena Kalu**



---

## **Magic Caring Box**

---

# Adapting AccessArt: Playful Making Inspired by Nnena Kalu

## You May Also Like

### Roots to shoots



### Prompt cards for making





**coat-hanger shells**



---

## **Adapting AccessArt: Making Birds Pathway for Pupils With Special Educational Needs**

**You May Also Like...**

**Pathway: Making Birds**



**Flying Minpin Birds**



**Visual Arts Planning: Birds**



---

# **Deconstructing to Help You See**

## **You May Also Like**

**ten minutes, five times a week**



**the drawing journey**



**all drawing resources**





---

## **The Blood Bag Project**

### **What We Like About This Resource...**

This project combines art and science in innovative and creative ways. It engages children with simple and more complex sewing skills, both hand and machine. The fact that a local artist collaborated on this project, bringing her own set of skills and experience is so valuable for any extended art project, and the children were able to connect with the sensitivity of the subject matter and to empathise with it's message.

# You May Also Like

## Autumn Floor Textiles



## Cloth, Paint, Print: Inspired by Natural Objects



## Making Painted & Sewn Landscapes



**which artists: merlin evans**



---

**Which Artist: Leigh Bowser**

---

# Escaping Wars and Waves – Encounters with Syrian Refugees

## What We Like About This Resource...

*'This resource really demonstrates how art can successfully bring awareness to important humanitarian issues, promote inclusivity and can give a platform to those who otherwise wouldn't be heard. The links between text, photos and drawings are really strong and demonstrate the creative process used by Olivier from start to finish. I really like the inclusion of suggestions for students within the post, which encourage students to learn more about their community and to understand the experience of being displaced. This in turn will hopefully inspire the next generation to be part of an inclusive and empathetic society.'* – Tobi, AccessArt

---

## Analogue Drawing



# What We Like About This Resource...

*“This activity highlights how visual communication can be used to convey emotion. When artwork is relatable in a human and emotive way it can be really powerful. Learning how to translate feeling into mark-making is a really important skill and can help children break down the essence of a range of their own emotions, and communicate it to others. Explore colour and a range of materials to enrich this experience.” – Tobi, AccessArt.*

---

## Drawing With Your Feet

# What We Like About This Resource

*“I love this resource because I can picture the energy in the classroom whilst students enjoy the process of mark-making using their feet. Creating drawings with parts of the body other than hands can be really freeing; students will hopefully look at their drawings in a less critical way, with the emphasis of the activity being more about*

*the process than the outcome. It might be a nice addition to use a viewfinder to zoom in on areas where the marks collide in interesting ways” – Tobi, AccessArt.*

---

## **Drawing with Sticks**

### **What We Like About This Resource**

*“This is a great activity to get students to think about drawing in a different way. Extending reach and accepting a lack of control can lead to really exciting and energised mark-making. It’s great to see that this resource has also been used in SEND settings, demonstrating its accessibility.” – Tobi, AccessArt.*

---

### **Which Artists: Merlin Evans**

# What We Love About This Resource...

So often, we hear talk of the distinction between science and art, and no more so when teenagers proceed through their education and they are encouraged to choose one route or another. In reality, creative thinking helps scientific understanding and a scientific approach can inform and inspire art.

It's so refreshing to read and see Merlin's experience and understand how she works between these two areas – in her words *“mixing subjects, and seeing how they work and intersect is where inventions take place!”*

We also love the way her work embraces the *felt* world of being human, as well as the *known* world. We're sure many young people will find Merlin's work of interest and reassuring when they are pressured to choose *“art or science”*.

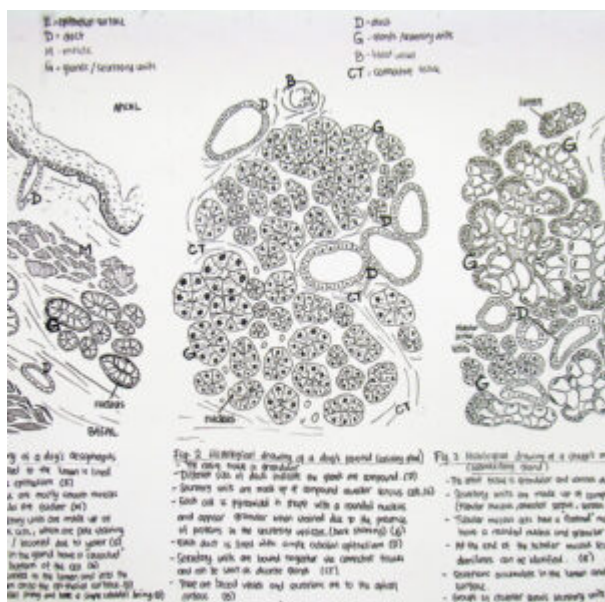
## You May Also Like...

**Drawing for Learning**




[Dr Fay Penrose, PhD, PGCert, SFHEA, BA\(Hons\) Senior Lecturer in Veterinary Anatomy and Head of First Year in Veterinary Science, University of Liverpool, explores why visual and tactile literacy and manual dexterity skills are important in the STEM subjects in higher education.](#)

## Drawing as a Way of Understanding



Fay Penrose, Lecturer in Veterinary Biology at The Veterinary School at University of Liverpool, who shares her work in introducing drawing as a way of checking understanding of complex subjects. This methodology would be very transferable to a number of subject areas in schools.

## Drawing as a Way of Understanding



Resource by Andrea Butler sharing her process of making drawings whilst walking. "I wanted to develop a way of drawing that captured my sensory and visual experiences as I moved through the landscape."



---

# Which Artists: Ava Jolliffe

---

## Creativity Medals

See the Resource Used in Schools...





# What We Like About This Resource...

“The sentiment behind this resource idea is lovely and it provides an opportunity to really develop some fine motor skills as well as independence of approach. Taking ownership of the medal design means the sense of achievement is heightened beyond the children just being given one. You can really imagine the positive energy that would surround this activity within a classroom, with each child working on a shared project but embarking on their own creative journey.” – *Rachel, AccessArt*

## You May Also Like...

Pathway: Playful Making



## Featured in the 'Playful Making' pathway

Talking Points: Introduction to sculpture

Sculpture.mp4



## Clay Art Medals



Talking Points: Nnena Kalu



## Talking Points: Linda BELL

