

# Making Big Monotypes with Sheila Ceccarelli

**A 40 Artist Educator Resource:**  
Be Inspired by Sheila Ceccarelli



Students working on making a big monotype

Artist, educator and co-founder of AccessArt, Sheila Ceccarelli shares how she gave teenagers the opportunity to explore expressive mark making and monoprinting on a large scale.

This project was shared with AccessArt as part of the [40 Artist Educator Project](#), funded by Arts Council England, aiming to highlight and celebrate artist-led teaching and facilitation.

---

## Making Big Monotypes by Sheila Ceccarelli

I wanted students to have a chance to explore expressive mark making and monoprinting but not be confined to the A4 acetate which they'd previously used as a 'plate'; for students to enjoy the freedom of making big monotypes and experimenting with marks, textures, layers and composition.

	<b>Please log in here to access full content.</b>	
Username	<input type="text"/>	
Password	<input type="password"/>	
	<input type="button" value="Login"/>	<input checked="" type="checkbox"/> Remember me
	<a href="#">Forgot Password</a>	

**To access all content, I would like to join as...**

**An Individual**



Creative practitioners, educators, teachers, parents, learners...

[From £3.50](#)

**An Organisation...**



Schools, Colleges, Arts Organisations: Single and Multi-Users  
**From £42**

***AccessArt is a UK Charity and we believe everyone has the right to be creative. AccessArt provides inspiration to help us all reach our creative potential.***

---

---

# Working WITH and IN the Landscape by Frances Hatch

See This Resource Used In Schools...





## You May Also Like...

**Pathway: using natural materials to make images**



[This is featured in the 'Using Natural Materials to Make Images' pathway](#)

**Talking Points: Frances Hatch**



**Talking Points: Anna Atkins**




**Talking Points: What is a cyanotype**



**Talking Points: Artists as explorers and collectors**





---

## **Sketchbooks: Drawing Someone Drawing Something**

---

## **Drypoint Etching**

## **You May Also Like...**

**Visual Arts Planning Collections:  
Portraits**



**kitchen lithography**



**video enabled printmaking resources**



---

## **How to Cast – Simple, Two Piece Casting Using Clay & Plaster**

---

### **Drawing Hands**

### **You May Also Like...**

**Pathway: Exploring Form Through Drawing**

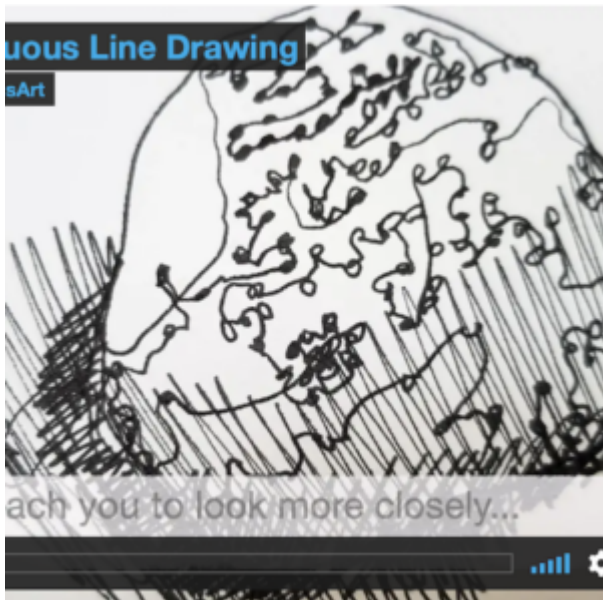


[This is featured in the 'Exploring Form Through Drawing' pathway](#)

**Drawing Like a Caveman – Handprint Art**



**Continuous Line Drawings**



---

## **Making a Monogram**

---

## **Ann Bridges – Poetry and Printmaking**

## **You May Also Like...**

**Visual Arts Planning Collections:  
Literacy**



## A Visual Poetry Zine with Monotype



## session recording: Drawing and Poetry



---

**Art for the Square with Susie  
Olczak for Futurecity**

---

**Casting a Negative Space in  
Plaster with Sculptor Rachel  
Wooler**

---

# **Teenagers Work on an Art Project for the Community**

Teenagers work to a brief to create Two Mannequins for 'Friends at Mitcham's Corner' Project.

---

## **In-Depth Drawing Experience for Teenagers by Betsy Dadd**

---

## **VIVID Young Creatives: Hannah Webb and Anne Struebel at Witchford Village College**

---

## **Inspired by Miro – Collage, Automatic Drawing, & Sculpture**



# You May Also Like...

Visual Arts Planning Collections:  
Cardboard and paper



## CARDBOARD ENGINEERING CHALLENGE



## AN INTRODUCTION TO SCULPTURE



---

**Anne Harild at Chesterton  
Community College, Cambridge**

---

**VIVID Young Creatives: Susie  
Olczak at Swavesey Village  
College, Cambs**

---

# VIVID Young Creatives – 40 Artist Educator Evaluation Project


As part of the evaluation of the ACE funded, [40 Artist Educator resources](#), AccessArt has joined forces with Cambridge School of Art at Anglia Ruskin University to bring a workshop programme of visiting visual artists or ‘creative practitioners’ into four Cambridgeshire schools.

**VIVID Young Creatives** set out to give year eight students the opportunity to meet and work with a practicing visual artist in a workshop session. AccessArt and VIVID aimed to use the workshops as a springboard for opening debate around approaches to facilitating creative opportunities for young people and broadening the ambition of projects and opportunities within the school curriculum.



5 artist educators worked in four schools in Cambridgeshire:


Susie Olczak, Anne Harild, Betsy Dadd, and Hannah Webb & Anne Streubel. Please enjoy, share and comment on the resources below.



## [Anne Harild at Chesterton Community College, Cambridge](#)



## [Susie Olczak at Swavesey Village College, Cambs](#)



## Betsy Dadd at St Bede's Inter-Church School, Cambridge



## Hannah Webb and Anne Struebel at Witchford Village College

Many thanks to Hannah Kennard and students of [Swavesey Village College](#), Cambridgeshire,

Morgain Williams, Sian Kirkby and students of [Chesterton Community College](#), Cambridge,

Keith McPherson and students at [Witchord Village College](#), Cambridgeshire and

Katherine Woodard, Teresa Pollard and students at [St Bede's Inter-Church School](#), Cambridge for participating in the project.

*"We were nervous when we started (the workshop) but we got into drawing as we experimented with drawing. Then we started to create a master piece and were very happy with our sculpture!"*

*"Thank you so much for all your hard work and the resulting dynamic workshop. The students were delighted and really appreciated the opportunity to meet a real artist and produce exciting and original artwork. The range of materials was particularly fabulous! It was also lovely to have so many*

*artists in one room for once and a chance to show off what we are all capable of. Perfect!"*

*"What a fantastic opportunity for our students to meet and work with a practicing artist. I feel students got so much out of being able to work on a large scale with materials we don't normally use. The iPads really helped students to document their work and make the wonderful animations. I am really proud of the way students were so open to these new ways of working and know they all really enjoyed it!"*

*"Many thanks for sharing the post about the workshop, it is really good and our senior management are very impressed with the whole initiative. The students and staff enjoyed the experience and to have a whole day of creative work is a real treat. Thank you for all your hard work and support in creating such an opportunity it has given the students ideas and a flying start to their GCSE courses starting in September."*

Participating young creatives showed their work and were celebrated with AccessArt, Chris Owen, head of Cambridge School of Art, teachers and collaborating artists in the prestigious [Ruskin Gallery at Cambridge School of Art at Anglia Ruskin University](#) in July 2014.

Many thanks to **Loren McCarthy** for documenting all the sessions and editing the images for the subsequent AccessArt posts and the event in the Ruskin Gallery on the 17th July.

The project is supported by **VIVID (Value Increase by Visual Design)** a "2 Seas" cross-border cooperation programme co-funded by the European Regional Development Fund.

Thank you also to **Katherine Von Glos** for her help and support behind the scenes and making this project possible and **Chris Owen**, head of Cambridge School of Art for wanting to offer Cambridgeshire students a positive experience in the visual arts while they were still at school.

Many thanks to [Creative Front](#) and [Cambridge School of Art at Anglia Ruskin University](#) for hosting this event.

Many thanks to Elizabeth Emerson and her colleagues at Olswang LLP for their generous support and help making this project happen.



**Anglia Ruskin  
University**

Cambridge Chelmsford Peterborough

**Cambridge  
School of Art**



---

**VALUE  
INCREASE BY  
VISUAL  
DESIGN**

---



**'Investing in your Future'**

Cross-border cooperation program 2007 – 2013

Co-funded by the European Union (European Regional Development Fund)

**CREATIVE  
FRONT  
CAMBRIDGESHIRE**



# OLSWANG

---

**Using a Folded Sketchbook to  
Get Drawing!**

---

**Improving Drawing Outcomes by  
Changing Paper**

**Join Accessart**

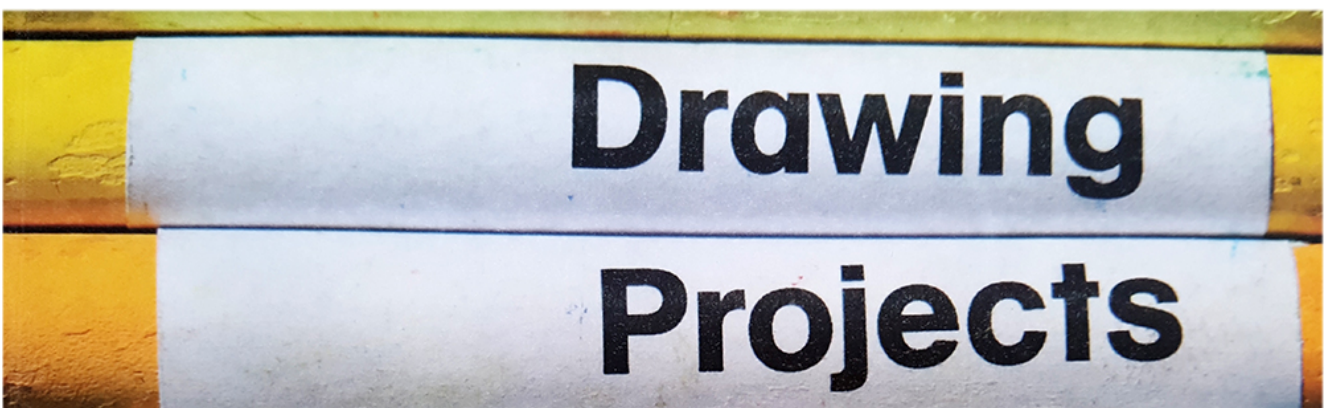
**Join AccessArt from only £3.50 per month and  
access all our resources wherever you live.**

**See Curriculum Guidance for Drawing:  
Resources**



[Further Guidance to Support Drawing in Schools](#)

**More Drawing Projects**



[Find more drawing exercises and projects for primary-aged children in this](#)

beautiful book by Paula Briggs.

---

**Why use Warm Up Drawing Exercises?**