

Expressive Charcoal Collage: Coal Mines

By [Laura McKendry](#)

In this resource, artist Laura McKendry demonstrates different ways to make expressive marks using charcoal, in order to create a collage of a coal mine scene. This resource has been made in response to the exhibition [Drawing in The Dark](#), a curation of [Henry Moore's coal mining drawings](#), inspired by the release of a [new book](#) written by art historian (and AccessArt Trustee), Chris Owen. Henry Moore is best known for his modernist sculptures but in 1942 he spent a week drawing in a Yorkshire coal mine, creating charcoal sketches of miners by the light of his headlamp. It was an experience he described as *"a dense darkness you could touch, the whirring din of the coal-cutting machine, throwing into the air black dust ... all in stifling heat. I have never had a tougher day in my life"*.

By the end of this workshop, students will have explored ways of working expressively and abstractly using charcoal, explored different mark-making processes and have considered contrast in tone, structure, texture and line weight in building an abstract composition portraying the enclosed space of a coal mine.



	Please log in here to access full content.	
Username	<input type="text"/>	
Password	<input type="password"/>	
	<input type="button" value="Login"/>	<input checked="" type="checkbox"/> Remember me
	Forgot Password	

To access all content, I would like to join as...

An Individual



Creative practitioners, educators, teachers, parents, learners...

[From £3.50](#)

An Organisation...




Schools, Colleges, Arts Organisations: Single and Multi-Users
[From £42](#)

AccessArt is a UK Charity and we believe everyone has the right to be creative. AccessArt provides inspiration to help us all reach our creative potential.

See This Resource Used in

Schools...




You May Also Like

charcoal cave



introduction to charcoal



**Pathway: An Exploration of Coal Mining,
Inspired By Henry Moore**



Deconstructing to Help You See

You May Also Like

ten minutes, five times a week



the drawing journey




all drawing resources




Recycled Baubles by Scarlett Rebecca

You May Also Like

making a puzzle purse



Turkish map fold



adapting accessart: 2d to 3d



Introduction to Ink

You May Also Like


Graphic inky still life



See Three Shapes



see all ink resources



Recycled Baskets by Scarlett

Rebecca

You May Also Like


paper bowls



explore paper weaving



recycled baubles



**Introduction to Colour
Pencils**

Concertina Landscapes

**See This Resource Used In
Schools...**




You May Also Like

Manipulating Forms in Landscape Painting



Imaginary Landscape



Introduction to Chalk Pastels

Collecting Colour in my Moodboard Book

What We Like About This Resource...

“It’s really nice to see that although Rachel Parker works quite digitally, her process from the beginning is very tactile. Rachels books act as a really great source of inspiration, helping to break down the creative blocks that we all get from time to time. Having a sketchbook dedicated to colour means that as well as working with colours that you already love, you can test new colour palettes and see colours from a new perspective. I especially love how Rachel picks up on the different tones in colours by looking at the way light hits it in order build her colour palette around those supporting tones as well as big statement colours.” – Tobi, AccessArt

You Might Also Like...

Which Artists: Rachel Parker



[Find out about Rachel's journey to becoming a pattern designer](#)

Make Repeat Patterns



[A resource by Rachel Parker to help students build repeat patterns](#)

Exciting Colour



[A collection of resources by Rachel Parker to help you build your own colour moodboard](#)

Collecting Colour

What We Like About This Resource...

“It’s great to see how a simple exercise such as colour collecting, which can be done in a classroom setting, is also used in a professional capacity. This gives the activity a clear context and purpose. It’s nice to see Rachel’s decisions being made in real time, it demonstrates how artists are constantly reflecting on and self evaluating their own decisions. Rachel also shows us that she sometimes gets colour palettes from photos that she’s taken herself, this is really exciting because it demonstrates how the artists experience is central to their work. Students will be able to bring their own experience and personality to this activity by having complete control over what their colour moodboard becomes.”
– Tobi, AccessArt

See How This Resource Is Used in Schools...





You Might Also Like...

Which Artists: Rachel Parker



[Find out about Rachel's journey to becoming a pattern designer](#)

Make Repeat Patterns



[A resource by Rachel Parker to help students build repeat patterns](#)

Exciting Colour



[A collection of resources by Rachel Parker to help you build your own colour moodboard](#)

How Colour Collection Inspires My Work

What We Like About This Resource...

“Rachel’s work is so vibrant and full of joy, it’s really exciting to see how she starts to form creative ideas around colour. Rachel highlights the importance of colour trends but also gives herself the opportunity to create her own trends which adds a level of playfulness and personality to her colour exploration. Seeing her colour books translate into fabric demonstrates a real clarity in her decision making process.” – Tobi, AccessArt.

You Might Also Like...

Which Artists: Rachel Parker



[Find out about Rachel's journey to becoming a pattern designer](#)

Make Repeat Patterns



[A resource by Rachel Parker to help students build repeat patterns](#)

Exciting Colour



[A collection of resources by Rachel Parker to help you build your own colour moodboard](#)

Escaping Wars and Waves – Encounters with Syrian Refugees

What We Like About This Resource...

'This resource really demonstrates how art can successfully bring awareness to important humanitarian issues, promote inclusivity and can give a platform to those who otherwise wouldn't be heard. The links between text, photos and drawings are really strong and demonstrate the creative process used by Olivier from start to finish. I really like the inclusion of suggestions for students within the post, which encourage students to learn more about their community and to understand the experience of being displaced. This in turn will hopefully inspire the next generation to be part of an inclusive and empathetic society.' – Tobi, AccessArt

Session Recording: Exploring

Line Weight

**Session Recording: Exploring
Charcoal**

**Session Recording: Finding
Marks Made by Artists**

**Sculptural Environments
Inspired by Hockney**

**See This Resource Used In
Schools...**






Making 2d & 3d Fashion Designs with Painted and Decorated Paper

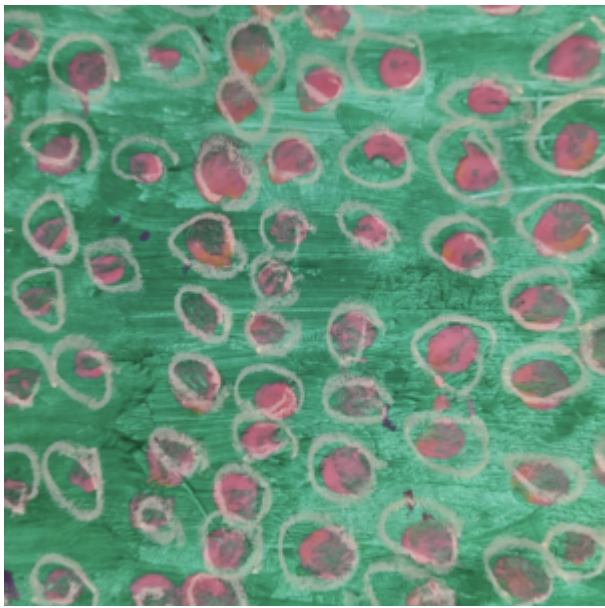
See This Resource Used In Schools...




















You May Also Like...

Pathway: Fashion Design




[This is featured in the 'Fashion Design' pathway](#)

Talking Points: Hormazd Narielwalla




Talking Points: Alice Fox



Talking Points: Tatyana Antoun



Talking Points: Rahul Mishra




Talking Points: Pyer Moss



**Making Painted & Sewn
Landscapes**

**See This Resource Used In
Schools...**





















You May Also Like...

Pathway: Cloth, thread, paint



[This is featured in the 'Cloth, Thread, Paint' pathway](#)


Talking Points: Frank Bowling



Talking Points: Hannah Rae



Talking Points: Alice Kettle



Using Sketchbooks to Make

Visual Notes

See This Resource Used In Schools



















Making a Treehouse

You May Also Like...

Pathway: Stick Transformation project



[This is featured in the 'Stick Transformation Project' pathway](#)

Talking Points: treehouses

