

How to Make Beautiful, Liquid Drawings Inspired by Degas

This resource looks at drawings by the French artist, Edgar Degas (1834-1917), and how to enable the production of beautiful, 'inky drawings' in the classroom. This resource was created in collaboration with AccessArt and the Fitzwilliam Museum, Cambridge.

Midi Art

AccessArt Young Artist Alex Tunstall shares how he explored midi art as part of a more open-ended exploration of developing his skills in Logic Pro X to compose music for animations for the #BeACreativeProducer Project.

Making Monotypes Inspired by Degas

This resource shares how Edgar Degas made his 'inky drawings,' or monotypes, and how the process of mono-printing can be further explored in the classroom – In collaboration with the Fitzwilliam Museum, Cambridge

Sculpture from Sculpture

Inspired by sculptures by Henry Moore, Barbara Hepworth and Jacob Epstein and looking at 'inside' and 'outside' shapes, students created their own constructions with help of artist Anne-Louise Quinton.

An Exploration of Artwork by Shepard Fairey

Screen Printing with Screen Mesh: Screen Printing Hack

Find Your Message (To The World)

You May Also Like...

Pathway: Print & Activism



[This is featured in the 'Print & Activism' pathway](#)


Talking Points: Luba Lukova



Talking Points: Faith Ringgold



Talking Points: Kate DeCiccio




Talking Points: Shepard Fairey




Teenagers Make Propaganda Art Inspired by Shepard Fairey

**See This Resource Used In
Schools...**







BE BOLD
BE BRAVE
BE YOU!

BE BOLD
BE BRAVE
BE YOU!

FOR
YOUR
RIGHTS

BE BOLD
BE BRAVE
BE YOU!





You May Also Like...

Pathway: Print & Activism



[This is featured in the 'Print & Activism' pathway](#)


Talking Points: Luba Lukova



Talking Points: Faith Ringgold



Talking Points: Kate DeCiccio



Talking Points: Shepard Fairey



Screen Prints Inspired by Shepard Fairey

From Bones and Body to Structure and Form – by Melissa Pierce Murray

Artist Melissa Pierce Murray worked with teenagers from AccessArt's Experimental Drawing Class on a series of workshops which physically explored drawing and sculptural responses to form, forces and anatomy.

#BeACreativeProducer Workshop with Primary-Aged Children

To Construct...

You May Also Like...

Talking Points: Linda BELL



[Explore how Linda Bell creates sculptures](#)

Talking Points: Nnena Kalu



[Explore artist Nnena Kalu](#)

Fruit-Inspired Clay Tiles

Ceramicist Rachel Dormor shares a workshop idea suitable for primary or secondary aged children. Working in clay, pupils take their inspiration from drawings of fruit to make decorative clay tiles.

Fruit Pinch Pot Project

Ceramicist Rachel Dormor shares a workshop idea suitable for primary or secondary aged children. Working in clay, pupils take their inspiration from drawings of fruit to make simple pinch pot mugs.

Beginning with Bones

In a workshop led by artist Melissa Pierce Murray, teenagers make observational drawings of a 1/4 life size model of a skeleton to understand the structure of the human body. Students looked at how artists used armatures, including Alberto Giacometti and Henri Matisse.

Dancing Bones

Inspired by real anatomical drawings of human, ape, cat, lion, horse and dog skeletons, teenagers build 'life size' and 'oversize' collages of 'dancing skeletons' – This workshop was led by artist Melissa Pierce Murray

Exploring Primary Colours and Progressing from Powder Paint to Gouache and Acrylic

This resource is based on methods shared, during an AccessArt InSET session, for primary school teachers at New Hall School, Chelmsford, to ultimately enable their pupils to develop colour skills. Teachers explored using their intuition and experience to mix primary colours, creating coloured swatches,

that matched the colours of spring flowers, whilst comparing painting mediums. By Sheila Ceccarelli

Animating Old Books

To Colour...

As part of Sensory Spaces: An Autism Friendly Project, artist, Sarah Evelyn Marsh ran two sessions exploring the theme of colour. What does colour smell like? What does colour feel like?

The AccessArt Village and How a Small Idea can be Big

Sheila Ceccarelli from AccessArt leads year nine students from Frances Bardsley Academy for Girls on a collective drawing and collage experience exploring the #AccessArtVillage in BRG Brentwood Road Gallery. Students absorb this stunning collection of sewn houses and inspired by thread and stitches, make their own creative responses.