

Autumn Floor Textiles

By [Tobi Meuwissen](#)

In this seasonal textile activity aimed at EYFS and SEND learners, students will create an autumn floor on fabric. They will get the opportunity to use a variety of different materials on calico as well as use new techniques such as wax resist. This activity encourages the development of skills such as colour mixing, dexterity, fine motor skills and an exploration of shape.

[Join AccessArt](#) to watch the full video.

	Please log in here to access full content.	
Username	<input type="text"/>	
Password	<input type="password"/>	
	<input type="button" value="Login"/>	<input checked="" type="checkbox"/> Remember me
	Forgot Password	

To access all content, I would like to join as...

An Individual



Creative practitioners, educators, teachers, parents, learners...

[From £3.50](#)

An Organisation...



Schools, Colleges, Arts Organisations: Single and Multi-Users
From £42

AccessArt is a UK Charity and we believe everyone has the right to be creative. AccessArt provides inspiration to help us all reach our creative potential.



DALER 
ROWNEY

Prop Making for Toys

DALER 
ROWNEY



You May Also Like...

Creating a book world



Pedagogy in 250 words: Making is hard



World in a matchbox



Top tips for cardboard creations



Explorer's Books: Collecting Colour

DALER 
ROWNEY



You May Also Like...

T-Shirt Paintings



In this resource aimed at EYFS and SEND groups, learners will have the opportunity to design and wear their own T-shirt

Autumn Floor Textiles



Use a variety of different materials on calico as well as use new techniques such as wax resist

Marbled Hole Punch sketchbooks



Create simple and inexpensive sketchbook made up of old paper

Collaging with Wax Crayon Rubbings

DALER 
ROWNEY



You May Also Like...


Transforming Objects



Autumn Floor Textiles



Imaginary landscapes



**Repeat
Roller**

Pattern

Printing

DALER 
ROWNEY




You May Also Like...

Printing with string



Explore 3 different methods of printing with string

Modroc Plasterboard



Mold modroc over found materials to create textured plasterboards

Drawing with Sticks

What We Like About This Resource

“This is a great activity to get students to think about drawing in a different way. Extending reach and accepting a lack of control can lead to really exciting and energised mark-making. It’s great to see that this resource has also been used in SEND settings, demonstrating its accessibility.” – Tobi, AccessArt.

Print Foam – Making Relief Prints: Incised & Additive

See This Resource Used In Schools...





You May Also Like...

Pathway: Simple Printmaking



[Featured in the 'Simple Printmaking' pathway](#)

Green Thumbs

An Exploration of Pandora's Box

You Might Also Like...



[Ancient Greek Lyres](#)



Decorative Coil Clay Pots



Visual Arts Planning: Clay

Creativity Medals

See the Resource Used in Schools...





What We Like About This Resource...

“The sentiment behind this resource idea is lovely and it provides an opportunity to really develop some fine motor skills as well as independence of approach. Taking ownership of the medal design means the sense of achievement is heightened beyond the children just being given one. You can

really imagine the positive energy that would surround this activity within a classroom, with each child working on a shared project but embarking on their own creative journey.” – *Rachel, AccessArt*

You May Also Like...

Pathway: Playful Making



[Featured in the 'Playful Making' pathway](#)

Talking Points: Introduction to sculpture

Sculpture.mp4



Clay Art Medals



Talking Points: Nnena Kalu



Talking Points: Linda BELL



Making Musical Instruments

What We Like About This Resource...

“It’s great to see music being explored in this way, and combining it with making creates a really interesting immersive project. This activity would work well as part of an extended project looking at musical instruments around the world and some of the natural materials they are made from.” – *Rachel, AccessArt*

You Might Also Like...

Pathway: Music and art



[This is featured in the 'Music and Art' pathway](#)

talking points: wassily Kandinsky



drawing source material: orchestras



A Cheerful Orchestra



Talking Points: Linda BELL



Talking Points: Nnena Kalu



Animal Habitats: An Ecological Mural of Planet Earth

Vicki Ostensen visits her local Primary School to create a beautiful large scale mural of animals in their natural habitats.

Mark Making & Sound: Part Three

You May Also Like...

Mark Making & Sound: Part One



Mark Making & Sound: Part Two



Pathway: Music and art



[This is featured in the 'Music and Art' pathway](#)


Mark Making & Sound: Part Two

You May Also Like...

Mark Making & Sound: Part One



Mark Making & Sound: Part Three



Pathway: Music and art



[This is featured in the 'Music and Art' pathway](#)


Mark Making & Sound: Part One

You May Also Like...

Mark Making & Sound: Part Two



Mark Making & Sound: Part Three



Pathway: Music and art



[This is featured in the 'Music and Art' pathway](#)

Drawing to a Slow Rhythm



Inspired by Miro



Drawing to Music



Patterns with Nature


You May Also Like...

Pathway: Explore and Draw




[Featured in the 'Explore and Draw' Pathway'](#)

Talking Points: Artists as Collectors and explorers



AccessArt Digital Resources



Shells: Observational and Imaginative Drawing

You May Also Like...

Still Life Compositions



[Create and paint your own still life composition inspired by Cézanne](#)

Drawing Spiral Snails



[Explore spirals found in nature with this mixed media workshop](#)

Drawing Spirals



[Explore drawing using whole body movements](#)

Rainbows and Waves for Grey Days

Painted Clay

A resource inspired by the Japanese art of dorondongo, where mud and dirt are shaped and buffed into highly polished spheres.

Abstract Face – Relief Sculptures

In this construction and painting resource, students make an abstract face, relief sculpture from cardboard, adding colour, texture and metal findings. This resource was inspired by the work of Kimmy Cantrell, a self-taught contemporary artist who uses asymmetry to question long-established views around beauty.